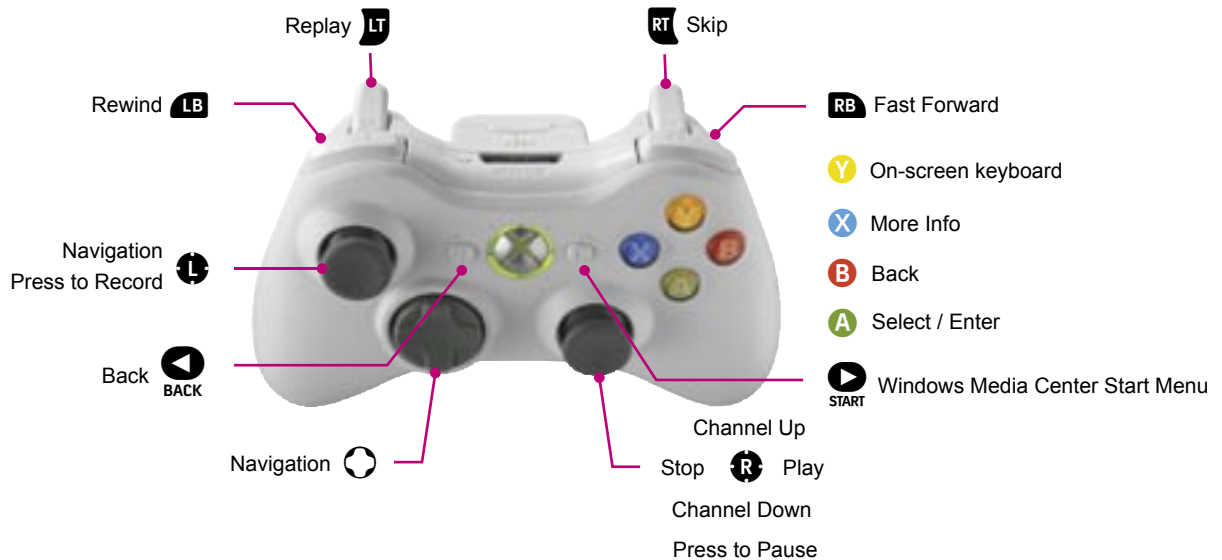


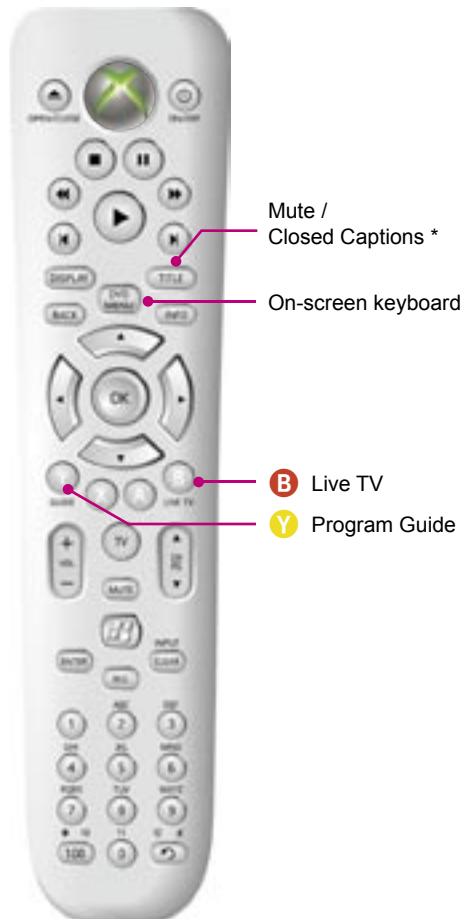
# Windows Media Center Quick Reference for Xbox 360™

This document contains important information about using your Xbox 360 with Windows Media Center. This document includes information such as using the Xbox 360 controller and the Xbox 360 Remotes with Windows Media Center and networking tips.

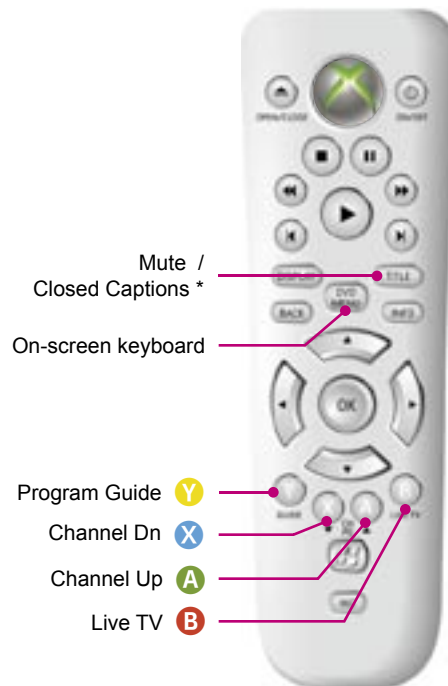
## Xbox 360 Controller




## Xbox 360 Universal Remote



## Xbox 360 Media Remote



\* **Closed Captions** If Closed Captions do not appear when sound is muted, press **Start**  and select **Settings > TV > Audio**. Under **Caption Display**, select **On when muted**.


# Use Windows Media Center with Xbox 360™

## Xbox 360 Universal Remote and the Xbox 360 Media Remote

The Xbox 360 Universal Remote is the best way to access the features of Windows Media Center. You can control your entire Xbox 360 experience with an ergonomic design that includes backlit buttons, universal TV remote, and integrated Windows XP Media Center controls. The Xbox 360 Universal Remote is available for purchase from [www.xbox.com](http://www.xbox.com).


For a limited amount of time, the Xbox 360 Core System will include the Xbox 360 Media Remote.

### Start Windows Media Center


The Xbox 360 Universal Remote and the Xbox 360 Media Remote include the Windows Media Center Start button  (referred to as **Start**).

- If the Xbox 360 console is turned off, press **Start** to turn on the Xbox 360 console and start Windows Media Center.
- If you are in the Xbox Dashboard, press **Start** from any location to start Windows Media Center.


#### **Xbox 360 controller**

To start Windows Media Center, go to the Xbox Dashboard and select **Media**. To display the Start menu when Windows Media Center is running, press the Start button  on the controller.

### Enter Text On Screen

You can enter text or numbers by using the Xbox 360 on-screen keyboard or the numeric keypad on the Xbox 360 Universal Remote. To display the on-screen keyboard when you need to enter text, press **DVD MENU** on the Xbox 360 remotes or **On-screen keyboard**  on the Xbox 360 controller.

### Get More Info and Do More

To learn more about a TV show you are watching or add more songs or pictures to your media library, press **INFO** on the Xbox 360 remotes or **More Info**  on the Xbox 360 controller. **INFO** accesses related tasks to your current experience, such as listening to music or watching TV.

# Networking and the Xbox 360™

## Use the Xbox 360 Wireless Adapter

You can connect the Xbox 360 console to an 802.11a or 802.11g wireless network by purchasing an Xbox 360 wireless adapter. The Xbox 360 Wireless Adapter is available through [www.xbox.com](http://www.xbox.com).

When using Windows Media Center, 802.11a wireless networks provide optimal bandwidth. 802.11a networks are also less likely to experience interference, providing better video quality.

If you currently use an 802.11g wireless network for communication between computers and other devices on your home network, consider adding an 802.11a wireless network to provide clear bandwidth for using media with the Xbox 360 console.

## Improve Network Performance

The Network Performance Tuner evaluates home network performance. The Tuner checks the bandwidth between the Xbox 360 console and a Windows Media Center-based PC, and makes suggestions that could increase the bandwidth.

To use the Network Performance Tuner:

1. On the Windows Media Center-based PC, click **Start**.
2. Point to **All Programs > Accessories > Media Center**.
3. Click **Media Center Extender Manager**.
4. Select the Xbox 360 console from the list and then click **Properties**.
5. Click **Network Performance Tuner**.

## Home Networks and High-Definition TV (HDTV)

Windows Media Center supports standard and high-definition video output on the Xbox 360 console. Network requirements for viewing high-definition video are greater than those required for standard video.

For the best high-definition video experience, connect the console to the network by using a wired (Ethernet) connection.

For more information about Xbox 360 and Windows Media Center, see **Media Center Extender Help** on the computer running Windows Media Center, after setup is completed.