

38 iPhone Apps You've Gotta Have

Macworld

www.macworld.com | February 2009



46 Best Mac Products



Our Editors Choose the Hottest
Hardware & Coolest Software



Reviewed

ADOBE CREATIVE SUITE 4

\$6.99 U.S.



Facebook

Free • If you love Facebook, you'll love having it on your iPhone, where you can check status updates, tag photos and post comments anytime, anywhere.

Bank of America

Free • Now you can manage your banking on your iPhone. Check your balance, pay bills, transfer funds and even find the closest ATM when you're on the go.

Urbanspoon

Free • Can't decide where to eat? Just shake your iPhone and it'll tell you what restaurants are nearby, how good the reviews are and if it's in your price range.

Shazam

Free • Ever hear a song and wonder who sings it? Just hold your iPhone up to the music and, in seconds, you have the name, artist and album, plus a link to iTunes so you can get it for yourself.

Asphalt4

\$9.99 • In the mood for a car chase? Good thing your iPhone doubles as a steering wheel in this high-speed racing game. Even race your friends with its Wi-Fi multiplayer mode.

Bloomberg

Free • Staying on top of the world's markets is easier when you have the most respected source for financial news and analysis right on your iPhone.

Remote

Free • Still looking everywhere for that remote? Now all you need is your iPhone to access all the music in your iTunes library – and play, pause, skip and shuffle – from any room in your house.

Sudoku

\$1.99 • One of the most challenging and addictive logic games is now easy to play anywhere, with thousands of different grids and a variety of skill levels.

QuickVoice

Free • Need to remember a grocery list or an important lecture? Use your iPhone to record voice-memos, classes or anything else you don't want to forget.

AIM

Free • One of the most popular ways to stay connected is right on your iPhone. Send instant messages, update your buddy list and more – everywhere you go.

Spore

\$7.99 • Whether you're trying to survive evolution or just another long meeting, this highly anticipated game will test how far you'd make it in the primordial ooze.

AP Mobile News

Free • Even when you're on the go, you won't miss a story. With the Associated Press on your iPhone, you'll get breaking news, photos and videos from the same source the world's newspapers do.

eBay

Free • Don't miss your chance to win that hard-to-find item. Your iPhone lets you search for new stuff and place that last-minute bid, even when you're nowhere near your computer.

Mandarin

\$6.99 • Need a translator? Lonely Planet, the world's leading travel company, offers phrase books in a variety of languages, each with audio playback so you can hear it before you say it.

Flight Status

\$4.99 • Not sure when your plane is leaving? Stay up to date on thousands of flights and airports from all corners of the globe with the touch of your finger.

Loopt

Free • Staying in touch with friends can be tough. Unless you have Loopt, which uses an interactive map to tell you where they are and what they're up to.



Solving life's dilemmas one app at a time.

The best phone on the nation's fastest 3G network gets even better, with over 10,000 apps from the App Store. iPhone users have already downloaded over 300 million, in every category from games to business.



at&t

iPhone 3G

©2008 Apple Inc. All rights reserved. 1-800-MY-APPLE or www.apple.com. 3G not available in all areas. Wireless service plan required. Some applications are not available in all areas. Application availability and pricing are subject to change.

Amp Up Your Stuff!™

Only MacMall offers this many cool extras!



FREE UPS Shipping!
On mail orders over \$99. After mail-in rebate.
6 Months Same as Cash!
Offer valid for purchases over \$500.
Up to \$250 Cash Back!
On Apple computers. After mail-in rebate.
FREE Parallels Desktop!
After mail-in rebate with purchase of an Apple computer.
FREE Epson Printer!
After mail-in rebate with purchase of an Apple computer.
Call for details on all offers.

Blowout!

SAVE \$644!

15" MacBook® Pro 2.4GHz

FREE Parallels Desktop! FREE Epson Printer!

original price \$1994

\$1449⁹⁹ - \$100 mail-in rebate =

\$1349⁹⁹!

#7691239

*After mail-in rebate. Call for details.



SAVE \$594!

13" MacBook® Air 1.6GHz
80GB Hard Drive

FREE Parallels Desktop!

FREE Epson Printer!

original price \$1794

\$1199⁹⁹!

#7373085 *After mail-in rebate.



SAVE \$100!

15" MacBook Pro 2.4GHz
9600M SuperDrive

FREE Parallels Desktop!

FREE Epson Printer!

original price \$1894!

\$1794⁹⁹!

#7684020 *After mail-in rebate.



SAVE \$50!

13" MacBook® 2GHz
SuperDrive™

FREE Parallels Desktop!

FREE Epson Printer!

list price \$1244!

\$1194⁹⁹!

#7684018 *After mail-in rebate.



SAVE \$41!

Microsoft Office 2008
for the Mac Student
and Teacher Edition

list price \$149⁹⁹

\$108⁹⁹!

#7352258 *After \$15 instant rebate.

HURRY! Offer ends 1/10/09.



MASSIVE STORAGE!

1TB LaCie Big Disk
Extreme+ USB 2.0,
FireWire 800 and
FireWire 400 Hard Drive

original price \$299⁹⁹

\$197⁹⁹!

#7274662

Apple Authorized Reseller

See our two-page ad inside this magazine.

Source code: MACWORLD

MacMall.

Your #1 Apple Superstore!

Call 1-800-321-7532 or visit macmall.com



18 Leopard's Lingering Annoyances



30



38



On the Cover

Photography by Peter Belanger

OPINION

9 From the Editor's Desk

Why I'm grateful for great Mac products—and the great Mac products I'm most grateful for.

14 Feedback

Readers respond.

MAC USER

18 Leopard's Lingering Annoyances

Can Snow Leopard fix some outstanding problems?

20 Apple Sued over iPhone's Mobile Browsing

Lawsuit claims patent infringement.

24 Safari Goes Antiphishing

Update adds important security fixes.

28 Hot Stuff

Check out the cool stuff we're into right now.

REVIEWS

30 Adobe Creative Suite 4

Check out our reviews of Adobe's updated Photoshop and Photoshop Extended, InDesign, Dreamweaver, and Premier Pro to see if you should upgrade.

38 Refreshed Air

Can the new 1.86GHz MacBook Air compete with the MacBook? Jason Snell finds out.

40 macworld.com/reviews

We're constantly reviewing the latest Mac hardware and software on Macworld.com. Here are quick summaries of this month's online exclusives.

46 Top Products

Looking for a new printer, monitor, digital camera, or other hardware? Check out our current favorites, as well as a complete listing of all current Macs and iPods.

49 Mac Gems

Cut your file-management tasks down to size, use your keyboard to invoke rules in Apple's Mail, transfer files to your iPhone and iPod touch, and more.

COVER STORY

52 The 24th Annual Editors' Choice Awards

It's been another banner year for Apple and the Mac. From all the products we've reviewed over the past 12 months, we pick the 20 best. Plus, check out this year's Game Hall of Fame inductees.

FEATURE

66 Our 38 Favorite iPhone Apps

From the 10,000-plus products available in Apple's App Store for the iPhone and iPod touch, we pick the 38 you *must* have.

SECRETS

78 Working Mac

Joe Kissell shares three essential e-mail tricks that will help you manage your e-mail messages more efficiently.

82 Playlist

We answer your questions about iTunes U, iPhone and iPod touch Restrictions, and podcast syncing.

86 Mobile Mac

Apple's Back to My Mac feature is great in concept, but it often doesn't work. Learn what you can do to get it up and running.

90 Recording Studio

The right drum software can add realistic pop to your Mac-based recordings.

HELP DESK

94 Mac OS X Hints

Strip unwanted formatting out of copied text, learn new ways to add contacts to iChat, create easy screen-sharing shortcuts, and more.

98 Mac 911

Learn document-switching tricks, track down the source of iPhone crashes, remap PC keyboards so they'll work with a Mac, and more.

BACK PAGE

124 Spotlight

Kirk McElhearn explains why he won't be upgrading his Mac anytime soon.



66 Our 38 Favorite iPhone Apps

MACWORLD.COM'S TOP 5

The top 5 stories on Macworld.com are:

- 1 Parallels Desktop for Mac 4.0 Unveiled**
This virtualization app has many new features, including the ability to run Leopard Server (macworld.com/4214).
- 2 Apple: No New Products before the Holidays**
Squashing any rumors to the contrary, Apple confirmed the company's product-release plans (macworld.com/4215).
- 3 Six Free Apple iPhone Downloads You Don't Want to Miss**
CIO.com's Al Sacco picks a half-dozen App Store downloads that will enhance your iPhone (macworld.com/4216).
- 4 Macworld Video: Replace the Finder!**
Rob Griffiths finds an interesting replacement for Apple's built-in file manager (macworld.com/4217).
- 5 MacBook Air 1.86GHz Test Results**
Benchmarks show that the new Air improves on original models but lags behind other laptops (macworld.com/4195).

(Ranking valid as of November 21, 2008.)



The Smarter Choice.

Plan A is to simply view the data.
Our plan is to see the big picture. In vibrant color.



MFC-5490cn
Print, Copy, Scan, Fax
Built-in Networking
\$129⁹⁹*



MFC-5890cn
Plus, Up to 11x17 Printing
Uses hi-yield ink cartridges
\$199⁹⁹*



MFC-6490cw
Plus, Wireless Networking
Up to 11x17 Print/Copy/Scan/Fax
\$299⁹⁹*

Professional Series Color Inkjet All-in-Ones

Welcome to Plan B from Brother.[®] The smarter way to print business documents in color. The new, affordable Professional Series All-in-Ones can easily and quickly produce reports, presentations and small signage. The line-up includes models¹ that have network connectivity, wide LCD displays, high-yield ink cartridges, large paper capacities and the ability to print, scan, fax and copy up to 11 x 17 - features that can make a definite impact on your business. And they're all backed by a 2-year limited warranty. So make the smarter choice - Plan B from Brother. Visit us online at www.brother.com

brother.
at your side[®]

Available at: Staples, Office Depot, Office Max, Best Buy, Fry's Electronics, Costco.com, Microcenter, J&R Computer World, CDW, Insight, PC Connection, PC Mall, Zones, Quill, PC Nation, TigerDirect.com, ProVantage, Amazon.com, Buy.com, Newegg.com and other fine resellers.

*Estimated street price may vary. ¹Features vary by model.

© 2008 Brother International Corporation, Bridgewater, NJ
Brother Industries, Ltd. Nagoya, Japan

Running out of hard drive space?



Reclaim space with DriveSlim™, the newest feature added to Drive Genius 2!

New!



Free up more space on your hard drive with:

- Duplicate Files Search
- Large Files Search
- Language Support Removal
- Universal Binary Slimming
- Cache File Deletion



Visit Us at
Macworld
Booth 402

PROSOFT
engineering, inc.

www.prosoftengineering.com • 877-477-6763

© Copyright © 2008 Prosoft Engineering, Inc. All rights reserved. Mac logos are trademarks of Apple Inc.



Crashed or unmountable hard drive?

You need to restart your computer. Hold down the Power button for several seconds or press the Restart button.

Veuillez redémarrer votre ordinateur. Maintenez la touche de démarrage enfoncée pendant plusieurs secondes ou bien appuyez sur le bouton de réinitialisation.

Sie müssen Ihren Computer neu starten. Halten Sie dazu die Einschalttaste einige Sekunden gedrückt oder drücken Sie die Neustart-Taste.

コンピュータを再起動する必要があります。パワーボタンを数秒間押し続けるか、リセットボタンを押してください。

Use what the professionals use, Data Rescue II. #1 Data Recovery Software for the Mac.



- If your hard drive is corrupt and you can't access files from it.
- If your hard drive won't mount.
- If you need to recover deleted files.
- Recovers all types of files.
- Leaves the original drive untouched to preserve data.



"Thank you from the very bottom of my heart for saving all my husband's research data."
-Susan Shaffer

"I was able to recover all of my data. UNBELIEVABLE! This data represents thousands of hours of work to me. I am an absolute believer of Data Rescue."
-Paul Bullock



Free Demos
www.prosoftengineering.com
Try before you buy!

Switching is This Easy.



DriveStation FlexNet™

Effortlessly switch between two connection methods:

USB for *Plug-n-Play* and *Speed*

OR

Ethernet for *Accessibility* and *Sharing*

All with the push of a button!



BUFFALO

www.buffalotech.com

Available at: **Fry's** **MICRO CENTER**

© Buffalo Technology (USA), Inc. Buffalo Technology, Buffalo logo and DriveStation are either trademarks or registered trademarks of Buffalo Technology (USA), Inc. The names and logos of other companies mentioned herein belong to their respective owners.

Giving Thanks

Why I'm grateful for good products (and the products I'm most grateful for)

The end of one year and the beginning of the next is a strange time if you're a Mac user. We know that many of the best gifts don't arrive until the first week of January, when Apple and a slew of other tech companies introduce their latest products at Macworld Conference & Expo and the Consumer Electronics Show.

At *Macworld*, the end of the year brings not only the usual holiday craziness and preparations for Macworld Expo, but also the work of selecting and announcing our Editors' Choice Awards. You'll find our picks for the best products we've seen over the past year starting on page 52, as well as our favorite iPhone apps (page 66) and the latest inductees into the Macworld Game Hall of Fame (page 61).

Out of the Blue

Every year at *Macworld*, we spend countless hours digging our way through an avalanche of new products. We write news stories about them, test them, review them, and publish big feature stories packed with tips about how to use them better.

Some readers (and vendors) think we enjoy publishing negative reviews and highlighting how bad some of these products are. That's absolutely not the case. Sure, there are a lot of mediocre and downright bad products out there. Nobody knows that better than we do. But that's why we're so thankful when we find the good ones.

We enjoy it even more when those products arrive out of the blue, from vendors we've never heard of before. You'll find several such out-of-the-blue products in this year's Eddy Awards, and a lot more of them in our collection of favorite iPhone apps.

The Internet has made it easier to create and sell software, but it has also made it harder for the average person to



Sure, there are a lot of mediocre products out there. That's why we're so thankful when we find the good ones.

keep up with all of it. That's why finding those hidden gems and spreading the word about them is one of my favorite things about working at *Macworld*. You could pick a Sudoku iPhone game at random from the App Store. But why, when our own Dan Frakes has already downloaded a dozen of them and picked his favorites? Or you could try out every new app that shows up on MacUpdate, but it would take forever. Dan and other *Macworld* editors do that for you, and then pass along the best of what they find.

You can imagine our excitement when, after spending days with frustrating or dull products, something makes us lean forward in our chairs and smile with delight. Those are the kinds of products that get Eddys.

My Personal Favorites

The Eddy Awards are the result of a long nominating and winnowing process involving our entire editorial

staff. But because I have this column, I'd like to list a few of the Mac products (some new, some old) for which I'm personally thankful:

First and foremost, there's Objective Development's £24 LaunchBar (obdev.at), the time-saving utility that lets me use just a few keystrokes to launch tasks that would otherwise require much clicking around with my mouse.

Bare Bones Software's \$125 BBEdit (barebones.com) is the tool I use for almost everything I write. Except for fiction, which is when I switch over to Literature and Latte's \$40 Scrivener (literatureandlatte.com). Or live-blogging a Steve Jobs keynote, when I rely on The Coding Monkeys' £29 SubEthaEdit (codingmonkeys.de) live text editor. Or when I'm working on one of *Macworld*'s massive feature stories, collaborating with a half-dozen different people spread all over the world; for that, we use Google Docs (docs.google.com).

Twitter (twitter.com), aided by the Iconfactory's Twitterrific (iconfactory.com), keeps me in touch with far-flung friends and colleagues. ObjectPark Software's MenuCalendarClock for iCal (objectpark.net) keeps me on time. NexUmoja's Shimo (shimoapp.com) keeps me connected. HandBrake (handbrake.fr) keeps me entertained.

The most exciting thing about my job? Knowing that, this time next year, there will be hundreds more Mac, iPod, and iPhone-related products, a few of which will undoubtedly make me feel just as grateful as those I've listed here and those we extol in this issue. They're out there, and I can't wait to find them. ☒

What products made you grateful this year? What are you looking forward to at Macworld Expo? Send comments to Editorial Director Jason Snell at jason_snell@macworld.com, or peer inside his brain by following him on Twitter at twitter.com/jsnell.

See us at Macworld Expo '09
Booth #1743



Discover hidden profit in your projects



FastTrack Schedule 9 helps you get the most out of your projects. With simple to use planning and tracking tools, it's easy to pinpoint potential trouble spots, respond to schedule changes, and minimize your costs. You can even drop schedules into Keynote® and publish right to iCal® and MobileMe®.

Get a free trial version today. Call (800) 450-1984 or visit us at FastTrackSchedule.com/mac.

Available worldwide at Apple Retail Stores and through these fine retailers and distributors.

amazon.com

INGRAM MICRO

CDW mac@warehouse

MacMillan

MacConnection

Macworld

VP, Editorial Director Jason Snell
Executive Editors Philip Michaels, Dan Miller
Managing Editor Sue Voellert
Art Director Rob Schultz
Senior Web Producer Curt Puff
Editor at Large Jim Dalrymple
Lab Director James Galbraith
Senior Editors Christopher Breen, Peter Cohen, Jackie Dowd, Dan Frakes, Rob Griffiths, Roman Loyola, Scholle Sawyer McFarland, Jonathan Seff, Kelly Turner

Assistant Managing Editor Sally Zahner
Associate Editors Heather Kelly, Dan Moren
Assistant Editor Chris Holt
Designer Carl Morgenstein

Senior Contributors Adam C. Engst, John Gruber, Jim Heid, Andy Ihnatko, Joe Kissell, Ted Landau, Rick LePage, Ben Long, Kirk McShane, John Moltz, John Siracusa, Derrick Story

Contributing Editor Cathy Lu
Contributing Lab Analyst Jerry Jung
Contributing Copy Editors Claire Breen, Joshua Fruhlinger, Gal Nelson-Bonert, Charles Purdy, Alec Wagner

Production Consultant Jennifer Werner
Contributing Photographer Peter Belanger

Director, Web Design Jason Brightman
Media Specialist, Online Chris Manners
Senior Designer, User Interface Johnathan Andersen
Web Designer Gene Kim

HOW TO CONTACT MACWORLD SUBSCRIPTION SERVICES

Access your subscription account online—24 hours a day, 7 days a week—at www.macworld.com/customerservice or <http://help.macworld.com>. You can use online subscription services to view your account status, change your address, pay your bill, renew your subscription, report a missing or damaged issue, get the answers to frequently asked questions, and much more.

To start subscribing, visit <http://subscribe.macworld.com>.

U.S. Mail Macworld Subscriptions Department
P.O. Box 979, Boone, IA 50037-0979
(If you are writing about an existing account, please include your name and address as they appear on your mailing label.)

E-mail subhelp@macworld.com
(Send your full name and the address at which you subscribe; do not send attachments.)

Fax 515/432-6994

Phone 800/88-6848 from the United States and Canada, 515/432-3273 from all other locations

The one-year (12-issue) subscription rate is \$34.97, the two-year rate, \$69.97, and the three-year rate, \$99.97. Foreign orders must be prepaid in U.S. funds; add \$10 per year for postage to Canada or \$25 per year for freight to all other countries. Checks must be made payable in U.S. currency to Macworld. Please allow 4-6 weeks to receive your first issue or for changes to be made to an existing subscription.

MACWORLD EDITORIAL

The editors of Macworld welcome your tips, comments, or complaints. Some stories are reserved from past issues can be located at www.macworld.com. We are unfortunately unable to look up stories from past issues, recommend products, or diagnose your Mac problems by phone, e-mail, or fax. You can contact Apple toll-free, at 800/531-9696, or visit the company's Web site, at www.apple.com. For editorial and advertising contact information, please turn this page.

February 2009, Volume 26, Issue 2

Macworld is a publication of Mac Publishing, L.L.C., and International Data Group, Inc. Macworld is an independent journal not affiliated with Apple, Inc. Copyright © 2009, Mac Publishing, L.L.C. All rights reserved. Macworld, the Macworld logo, Macworld Lab, the mouse-ear logo, MacCentral.com, PriceGrabber, and Mac Developer Journal are registered trademarks of International Data Group, Inc. and used under license by Mac Publishing, L.L.C. Apple, the Apple logo, Mac, and Macintosh are registered trademarks of Apple, Inc. Printed in the United States of America.

IDG
INTERNATIONAL DATA GROUP

International Data Group
Chairman of the Board Patrick J. McGovern
IDG Communications, Inc. Bob Carrigan
CEO

America's
Favorite
wake up call*



iHome.
Live Life Loud™

The #1 Brand in
iPod/iPhone Speaker Systems
Find out why at www.ihomeaudio.com



Apple Store



Brookstone®

*NPD: Docking Speaker Category 12 month unit sales ending August 2008. iHome is a registered trademark of SDI Technologies, Inc.
iPod is a trademark of Apple Inc., registered in the U.S. and other countries. iPhone is a trademark of Apple Inc.

(Hello! I may look small,
but I can handle myself
in tight situations.)



Say "Hello" to the Fit System® Standard Unit.

Craving some personal space to call your own? All you need is just 30 inches of floor space.

Customize a workstation to become the space you've always wanted, even if you don't have much space to begin with. Add accessories like shelves to store your equipment overhead and out of your way. Or expand sideways with speaker

shelves or a CPU SideRack. After all, it's important to carve out your niche in life.

Contact our knowledgeable folks at 800.325.3841 or through our chat feature located on anthro.com/mac — we'd love to say "Hello" to you, too.



Come see us at the **MacWorld Expo** — booth #2326.

Macworld

President and CEO	Mike Kisseberth
Associate Publisher	Paul Bonanno (508)730-0844
Director, Northwest Integrated Sales	Leslie Pieper (415)243-3509
Manager, Inside Sales, Print	Niki Strawn (415)243-3644
Account Executive, Marketplace	Carol Johnston (415)978-3390
Sales Associate	Paul Moretti (415)243-3070
Director, Ad Operations	Kevin Barden (415)978-0873
Ad Operations Traffic Manager	Nick Stanley (415)243-3688
Ad Operations Project Manager	Leilani Lopez (415)978-3125
Ad Operations Coordinators	Keri Campbell (415)978-3371, Andrew Galluccio (415)978-3399, Michelle Kloss (415)978-3384, Caroline Ward
Senior Marketing Specialist	
Executive Assistant	
Production Director	Steve Spingola
Progress Manager	Tamara Gargus
Booking and Billing Manager	Ricardo Sandoval
CTO	Aaron Jones
Director, Applications Development	Jim Hutson
Senior Applications Developers	Alexis Barrera, Bill Cappel, Justin Courts, Kieran Fitzpatrick, Wei Ming Xu
Senior Vice President and General Manager, Online	Stephan Scherzer
VP, Business Development	Ulla McGee
VP, Business and Legal Affairs	Sue Krenik
Director, Online Marketing	Alexa Wiggins
Director, Business and Program Development	Brian Buzer
Senior Program Manager	David Lake
VP, Strategic Intelligence	Jessica Lilie
Sales and Research Specialist	Angela Braudin
ProCirc Subscription Management	Shawnee Burke Pecar, Susi Chapman, Megan Guard
ProCirc Retail Solutions	Scott Hill, Mark Peterson
VP, Human Resources	Kate Coldwell
Human Resources Representative	Ellen Malinowski
CTO	Vicki Pellet
Director, Finance	Diane Ryzack
Director, Accounting	Michelle Reyes
Staff Accountant	Scott Lum-Duenas

HOW TO CONTACT MACWORLD STAFF

Our offices are located at 501 Second Street, 6th Floor, San Francisco, CA 94107; phone, 415/243-0505; fax, 415/243-3545. Macworld staff can be reached by e-mail at anthro@macworld.com.

LETTERS TO THE EDITOR

Send comments about any aspect of Macworld to letters@macworld.com. Due to the high volume of mail we receive, we can't respond to each letter. We reserve the right to edit all submissions. Letters published in Macworld or on Macworld.com become the property of Mac Publishing.

BACK ISSUES OF MACWORLD

Starting with the March 2003 Macworld, back issues can be downloaded in digital format from www.macos.com (\$6.99, Mac OS X 10.1 or later required). Print-form back issues (subject to availability) cost \$8 per issue for U.S. delivery, and \$10 for international delivery. Prepayment in U.S. currency to Macworld is required. Send a check or money order to: Macworld Back Issues, P.O. Box 3778, Boone, IA 50037-0788, or phone 800/888-6848 (U.S. and Canada) or 515/243-3773 (all other locations).

REPRINTS AND PERMISSIONS

You must have permission before reproducing any material from Macworld. Write to Macworld, Reprints and Permissions, 501 Second Street, 6th Floor, San Francisco, CA 94107, include a phone number. To order reprints of your company's editorial coverage, call Reprint Management Services at 717/399-1500, fax 717/399-2900, or e-mail macworld@reprintbuyer.com.

MAILING LISTS

We periodically make lists of our customers available to makers of goods and services that may interest you. If you do not wish to receive such mailings, please write to us at Macworld, P.O. Box 3778, Boone, IA 50037-0788, or e-mail us at subinfo@macworld.com. Please include a copy of your mailing label for your full name and address.

MACWORLD CONFERENCE & EXPO

As the flagship sponsor of Macworld Conference & Expo, Macworld encourages all subscribers to attend this exciting annual industry event. For information, please visit www.macworldexpo.com.



Give your iPhone more than double the juice.

Finally, 1800 mAh in a pocket-sized backup battery!

by Richard Thalheimer

Thinking of getting a backup battery for your iPhone or iPod? The new RichardSolo 1800 has capacity and features that distinguish it from the competition.

Large 1800 mAh capacity will charge the iPhone completely to full, in just 60 minutes or less*, with more power left over for later charging.

Just snap it on — no cable required! Fits with every case.

110-240v AC wall charger included for fast charging. And, you can use the iPhone while charging it, and you can charge the RichardSolo 1800 and iPhone together at the same time, with the included USB cable, AC wall charger, or USB car charger — like getting two extra chargers for free!

The dual-port USB car charger will charge the RichardSolo 1800 and power another device. The RichardSolo 1800 also features a built-in laser pointer, and super bright LED flashlight, with lock button to prevent accidental use.

For iPhone, sturdy support brace holds iPhone and RichardSolo 1800 securely together. And, this is the only snap-on battery available with an actual latching mechanism for iPhone, to keep the RichardSolo 1800 and iPhone firmly attached.



Polymerized lithium-ion battery takes hundreds and hundreds of charges. Three LED lights indicate charge status. RS001 certified for iPhone 2G/3G, and all iPod models except shuffle.

Your satisfaction is completely guaranteed, with a 30-day, no-hassle return privilege, and a 90-day warranty. You will be absolutely delighted. That is my promise to you, and you can depend on it!

Order now for free USA and Canada shipping:

RS001 for iPhone/iPod **\$69.95**

Order two of the same, and save 15%



*Phone brought to full charge from 20% remaining on your iPhone. iPod is a trademark of Apple Inc., registered in the U.S. and other countries. iPhone is a trademark of Apple Inc.



Built-in super bright LED flashlight.



Built-in laser pointer.



We are here to support you!

These are actual customer comments:

I had read a number of glowing reviews about RichardSolo quality, and am thrilled to discover your support is top notch. Thanks again for the fantastic customer care — you've certainly gained my loyalty. — **D.G.**

To have you and your company exhibit such exceptional service is unbelievably refreshing. Thank you, thank you, thank you!! I will be highly recommending your company to anyone I encounter. — **P.S.**

Dear Richard and Team: This is what I call great customer support. I wish more companies would figure this out these days. Thank you so much. — **D.C.**

You have provided me one of the best services I have ever encountered on any on-line/telephone shopping. — **T.K.**

Richard, thank you. That was the fastest response I have ever received. Great product by the way. Appreciate the assistance. — **M.W.**

This is absolutely the best customer service experience I have had in a long time. — **L.L.**

Reviewers give it top marks.

"A must-have accessory for any iPhone Mobile Warrior."

— **MobilityToday.com**

"Your product is excellent, and the customer service is, of course, outstanding."

— **Chris.Pirillo.com**

"The quintessential accessory for all iPhone/iPod owners. If you don't already own one, you need to order yours today."

— **BuyMeAniPhone.com**

"Now RichardSolo has released a much improved version of the Backup Battery that not only provides more power for your iPhone or iPod, but some excellent new features that trash the competition."

— **TUAW.com**

RichardSolo®

On-line ordering and blog reviews

www.RichardSolo.com

email: support@RichardSolo.com

Key code# MWMA020109

More New Apple Wares

Warm and cool reactions for fresh Apple releases

iPod Overhaul

I hope Apple keeps the iPod classic line ("Apple Updates iPod Line," *MacUser*, November 2008). Not everyone needs large touch screens or fast and small solid-state drives, and I would take capacity over size and speed any day of the week. Apple can keep the iPod price down since it has the classic format and architecture nailed down, and just keep adding larger disks as they become available. With very little R&D and marketing costs, Apple can keep the product line going forever, with a smaller production than for the new models.

□ Marcel Ribas

I find the newest iPod nano disappointing. Apple put the outlet for charging and the one for listening on the same end. As a result you cannot listen or



hook it up to a sound system and charge it at the same time. Also, both my Onstage and iHome players show the message "Charging this iPod is not supported by this device." One wonders why Apple included the plastic iHome insert with the nano, since it is useless.

□ Sarah Stravinska

I wish iTunes could maintain separate libraries with different rules. I have classical albums on my iPod but have to give them special prefixes and no shuffle attributes to keep them segregated. It would be great if iTunes could shuffle complete works without having to merge the movements into one cut.

□ George Wilson

I see my friends tapping away on their iPhones and I want in on the action. Sure, I could just get an iPhone or an iPod touch, but I already have good phone service, an iPod, and my dependable MacBook. I would like software developers to make some of the iPhone apps available for the Mac. Apple already has a

downloads section on Apple.com, so it seems like it would be simple to make it more like the iPhone's App Store. Free and low-cost casual games and utilities could boost Apple's coffers and make it easier to find small apps for our Macs.

□ Geoffrey Goins

Kids and Computers

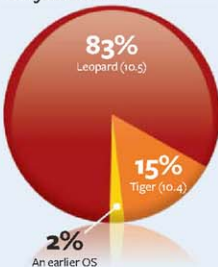
In your piece on healthy computing for kids, you left out an important health concern—the danger of glare from a glossy screen ("The Kid-Safe Mac," November 2008). It can cause eyestrain and headaches. In fact, in some countries, labor laws bar glossy displays to protect workers' health. But then again, if you do heed this health concern, you effectively eliminate all Macs as healthy choices for children now that Apple seems to be in the process of eliminating matte screens across its entire lineup.

□ Nicholas Tirone

As someone with four children, the time limit features of Leopard's Parental Controls are priceless in ending arguments such as "She got ten minutes more than I did!" or "I'm almost done." No amount of parental involvement or love can win those power struggles. It is so much nicer to have the issue settled by a neutral third party: the Leopard OS. □ Jbhooi

READER POLL

What operating system do you run on your Mac?



Source: Macworld.com online poll, October 2008

Free Form

I thought your article on working more efficiently was terrific ("Work Smarter," November 2008). One of the tips recommended using Response-o-matic to add a Web form to a Web site. Another option is Google Documents, which offers the ability to create, share, and add Web forms to sites for free. Unlike Response-

o-matic, Google Docs automatically logs responses in a spreadsheet that can be exported to Excel (or other supported programs) at no cost.

☐ Sean Niklas

Tapeless Bar Raised

You state that the Sanyo Xacti's highest video resolution isn't Mac-compatible ("Tapeless in High Def," November 2008). That was true when I got my camera in April, but it changed with the last QuickTime update. Now I can edit my 1080i video in iMovie HD6 with no problem.

☐ Bob Merrill

I bought my first camcorder in January—a Sony CX7, which was excellent in most respects but lacked an optical viewfinder. I didn't realize at the time what a major shortcoming this is. I soon discovered, however, that it is next to impossible to take a steady shot when the only viewfinder is a flip-out LCD and you're holding the camera out at viewing distance. Few, if any, articles about camcorders note whether a camera has an optical viewfinder, let alone mention how important it is. I would certainly have avoided making a costly mistake if I had been warned.

☐ Philip T. Cox

Of the five camcorders in our November 2008 HD camcorder roundup, Canon's Vixia HV30 (🔗🔗🔗; macworld.com/3708) and Sony's HDR-SR11 Handycam (🔗🔗🔗; macworld.com/3731) are the only ones that have a viewfinder. While most digital camcorders have image stabilization to cancel out subtle shake, holding the camera

No More FireWire on MacBooks: Your Reactions

New Mac purchasers won't care too much about the missing FireWire, but the entrenched mass of Mac users are certainly being snubbed by this stingy move.

☐ mswebb

It used to be that when Apple took something away, it gave us something far better as a replacement (it took away SCSI, ADB, and serial and gave us USB). Now it just takes it away.

☐ IEBA1

Does Apple really expect people on a MacBook budget to throw out their miniDV camcorders and drop another \$500 on a new HD camcorder, which, according to recent reviews, may or may not play well with iMovie?

☐ Jeff Perrin

Removing FireWire is doing nothing but artificially stratifying Apple's laptops by removing clearly better technology and making it available only on the machines that cost twice as much.

☐ IEBA1

I suspect the raging popularity of the cheap, 60-minute USB video cameras played a big role in this decision.

☐ david_w_b

Apple had to make the wise decision of avoiding overlapping product lines that could in essence cannibalize the sale of its more expensive line. This is what I see as its primary motivation, not so much a lack of interest in FireWire.

☐ Grapho

This is like when Apple first switched from floppy disks to CDs and people were shocked. The iMac still sold better than any other Mac before it.

☐ gradys

Apple has always been a visionary company, leading the way in new technology adoption. This has me scratching my head. It has removed a mature, ubiquitous, and robust protocol and replaced it with... nothing.

☐ Stormwatch



to your face to peer through a viewfinder does help keep the image steady. However, manufacturers often sacrifice the viewfinder to reduce the size of camcorders and still cameras.—Roman Loyola

message. If you see a message purporting to be from one of these sites that instead uses your user name on the site, chances are the sender wants your personal information.

☐ Wes Goodhoofd

Contact Us

Post comments on our forums (🔗) at forums.macworld.com or send them by e-mail (🔗) to letters@macworld.com. Due to the high volume of comments we receive, we can't respond personally to each one. We reserve the right to edit all e-mail letters and forum comments. All published letters and forum comments become the property of Macworld.

Phishing Tricks

Using OpenDNS to avoid phishing scams is a great start ("Surf Safer with OpenDNS," *Connect*, November 2008), and the commonsense practices you listed certainly help. Here's another trick: all e-mail correspondence from sites like eBay and PayPal includes your real name in the body of the

I use OpenDNS on my home network, and whenever I am asked to set up a network for someone else, I configure it for him or her as well. I love the safety it provides from the DNS Cache poisoning attack, as my ISP has not patched its DNS servers yet.

☐ connorj

PHOTOGRAPH BY PETER BELANGER

INNOVATION



It Comes Built-In.

With our new line of products, we've taken storage solutions to the nth degree. Professionals have come to depend on LaCie products as the most influential and groundbreaking storage choices on the market, and we've improved exponentially with the LaCie 4big Quadra. It's the 4-bay RAID solution for video professionals who need superior speed and security, with a 6TB capacity that lets you store hours of video. It handles the biggest HD video files with ease, and with its seven RAID modes, videographers can customize their storage needs, and the hot-swappable drives give you the freedom to work uninterrupted. Faster. Smarter. To the nth power. Explore our solutions at lacie.com.



LaCie 4big Quadra

1TB (terabyte) = 1000GB. 1GB = 1,000,000,000 bytes. Total accessible capacity varies depending upon operating environment (typically 5-10% less). The LaCie logo is a trademark of LaCie. ©2009 LaCie. All rights reserved.

OPERATING SYSTEM

Leopard's Lingering Annoyances

Can Snow Leopard fix some outstanding problems?

BY ROB GRIFFITHS

More than a year ago, Mac OS X 10.5 (aka Leopard) hit the streets. Apple touted its 300-plus new features, and I can't imagine using OS X without some of them—my always-present, always-updated Time Machine backups, easy access to Wikipedia entries in Dictionary, and the oh-so-useful Screen Sharing feature.

But Leopard also brings bugs, perhaps more than in any other OS X release. And features that 10.4 lacked are also absent in this version, while some of the features Apple's engineers chose to retain make me scratch my head and wonder just what they were thinking.

Here are some of the problems that remain, even after Apple has put out a host of updates to Leopard—with the release of Snow Leopard (OS X 10.6) on the horizon, I can only hope that Apple addresses many of the items on my list.



Spotlight

My top 10.5 annoyance has to do with Spotlight—which is somewhat surprising, as the improvements to Spotlight in 10.5 have made the search feature incredibly useful. Being able to search on phrases, use Boolean logic, and easily search for file names in the Finder are just some of many improvements that turned me from a

results window into list view and then customize exactly which columns the Finder would display. For example, when searching for files greater than 100MB, I could switch to list view, open the View Options dialog box, and choose which columns I wanted to appear, including Size. It was then trivial to sort on the Size column—I'd just click on the Size column heading, and all my largest files

Leopard has a lot of features but lacks some that were also missing from 10.4.

Spotlight hater into a Spotlight advocate. But unfortunately, one glaring omission from Spotlight—or, perhaps more accurately, from the Finder—means that some of my favorite ways to use Spotlight no longer work well in 10.5.

In OS X 10.4, when you ran a Spotlight search in the Finder, you could switch the

would float immediately to the top of the list.

Try that same search in 10.5, though, and the results are meaningless. That's because the Spotlight search results window in 10.5 displays only three columns: Name, Kind, and Last Opened. So after running my search for files over

100MB, I have a list of matches, with no simple way to view—much less sort—the list by size.



iCal

I rely on iCal to keep me on task and on time for appointments—so I'm in it nearly all the time. In the 10.4 version of iCal, there was a drawer that displayed the details about whatever event or to-do you had selected in the calendar. This made it supereasy to flip through your schedule and see what was coming up—you'd just select an event in the main calendar and then press shift-tab or the tab key to move back and forth as needed. As you moved from event to event, the drawer's contents would update to show you the selected event's information.

In 10.5, the drawer is gone, banished to the Land of Deleted Features. Instead, event information is always hidden, unless you specifically call it up by pressing #.I. When the event info window appears, it then blocks out the calendar behind it. That means that in month view, the view I mainly use, several entire days aren't visible—and one of those blocked days might contain a meeting or to-do item that I'd like to see while viewing the current event.

Even worse than the blocked background, though, are the keyboard gymnastics required to use this new method when browsing multiple events. Things get worse if you want to modify the event information—now you have to enter Edit mode by clicking on the Edit button in the info window (or pressing #.E with an event selected). After editing your data, you click on Done, probably expecting to return to the info window, which is where you were when you entered Edit mode. Instead, that window closes entirely, leaving you back in the calendar view.



Finder Sidebar

Apple made a number of changes to the Finder's sidebar in 10.5, and to me, most of them seem to be for the worse. First of all, the visibility of the toolbar and sidebar is linked so that if

you turn one item off, the other disappears as well—even though they serve different purposes in the interface. There's now only a tiny dividing line between the sidebar and the main Finder window, and you can't double-click on the line to hide the sidebar. To accomplish that, you must select View: Hide Toolbar in the Finder, which banishes the toolbar as well.

The sidebar has other issues. For one, it's the only area of the Finder that's completely immune to keyboard control. And the sidebar isn't customizable—you can turn various elements on or off, but that's all. You can't, for instance, change the font size or face. And you can't rearrange the main groups in the sidebar.



Time Machine

In general, I love Time Machine—it's amazingly useful, surprisingly nonintrusive, and (except for the annoying 3-D interface) very easy to use. But it can also be frustrating if you need information about your backups or want more control over the process.

It would be nice to know which files Time Machine is backing up, and which files it backed up the last time it ran. I'd also love to have more control over Time Machine's backup interval—it's hard-coded to run every hour, and you need a third-party utility to change that.



Mail

For some reason, Apple decided that Mail in OS X 10.5 needed to do more than just handle e-mail—so it now offers the ability to create notes and to-dos, as well as read RSS feeds. If you use iCal and to-do items, you're stuck with the space-hogging and totally useless Reminders section in Mail's sidebar—there's no option to hide Reminders.

Mail is a very good e-mail client, and Apple shouldn't bloat it with features that have nothing to do with its main task. If these features must stay, at least give us the option to disable them easily. ❌

Rob Griffiths is a *Macworld* senior editor.

IPHONE

Google Admits Violating iPhone Development Terms

Google's voice-search function in the latest version of its Google Mobile search application is pretty slickly implemented: it knows when you put the phone up to your ear, prompts you to speak, and then searches when you move the device away from your ear. No other iPhone application has leveraged that functionality yet, and—as it turns out—for good reason: the part of the iPhone's code that controls that capability is undocumented by Apple.

Using undocumented Application Programming Interfaces (APIs) is not just frowned upon—it's against the terms that iPhone developers agree to when they download the software development kit. The reason for this isn't particularly nefarious: undocumented APIs are often in active development and subject to change, which could cause third-party applications that rely on them to break or crash.

Somehow Google's application made its way into the App Store anyway, despite the violation of terms—and we know Apple's not exactly shy about rejecting applications for that reason. Google highly publicized the voice-search feature before its release, and the company has now even admitted that it used undocumented APIs, although it denied using private or dynamic frameworks, which could have been a more serious issue from a technological standpoint. —DAN MOREN





DEVELOPMENT

Mac Devs Take Bugs into Their Own Hands

When it comes to software development, bugs are the enemy. Apple has long maintained a system for tracking bugs called Radar, which lets developers submit problems they've discovered in Apple's software. Unfortunately, Radar doesn't let users search for bugs other than those they've submitted—if you're looking to see who else might be having similar problems, or whether a particular bug has already been noted, you're out of luck.

That's why developer Tim Burks took it upon himself to create an open-source system, based on Google's App Engine. Since Apple's own database often contains protected information, Burks found a simple but clever solution: create a duplicate database into which developers could file the same bugs they're reporting to Apple, but one that allows for searching and other features Radar doesn't support. The system, dubbed Open Radar (openradar.appspot.com), has already attracted a lot of attention from developers, who have quickly begun populating it with problems they've discovered.

The more access to information developers have, the faster they can corroborate and identify bugs in the software you use every day. That's a good thing.—**DAN MOREN**

PEOPLE

Steve Jobs Should Run GM, Says Thomas Friedman

You don't usually hear the words "innovation" and "American auto industry" in the same sentence—and for good reason. If you're dissatisfied with the options coming out of Detroit these days, author and *New York Times* columnist Thomas L. Friedman shares your frustration.

So what's the solution? Get someone in there who has a reputation for building smart, iconic, game-changing products—like Steve Jobs. In a recent column, Friedman wrote, "somebody ought to call Steve Jobs, who doesn't need to be bribed to do innovation, and ask him if he'd like to do national service and run a car company for a year. I'd bet it wouldn't take him much longer than that to come up with the G.M. iCar."

Although I don't think he'd take the job (have you been to Michigan in the winter?), it would be fascinating to see what Jobs would come up with.—**CYRUS FARIVAR**



LEGAL

Apple Sued over iPhone's Mobile Browsing

The field of patent lawsuits has gotten out of control. The latest bizarre one issues from EMG Technology, alleging that Apple has infringed on its patent covering "a method and

apparatus of simplified navigation." Oh. Well, that clears up everything, doesn't it?

The issue at stake here seems to be that the patent describes a simplified way of navigating the Internet via television, handheld device, console, and so on, including zooming in on specific sections of a page and converting HTML to XML for reformatting an existing site.

Said EMG attorney Stanley Gibson: "Web sites are just beginning to develop their mobile sister sites for fast and easy navigation. For example, to access NBC on a computer the URL is NBC.com. For the mobile site on the iPhone, the URL would be m.NBC.com. The patent covers the simplified interface of reformatting mobile content to provide optimum viewing and navigation with single touches on a small screen."

Is it just me, or does the approval process for patents make Apple's App Store vetting process look sane?—**DAN MOREN**

HARDWARE

Drone, from Callpod (www.callpod.com): Bluetooth VoIP and stereo adapter connects a Bluetooth-equipped headset or headphones to a Mac (\$50).

HomeDock HD, from Digital Lifestyle Outfitters (www.dlo.com): Home-entertainment peripheral features an iPod dock connector to link an iPod with a high-definition TV (\$350).

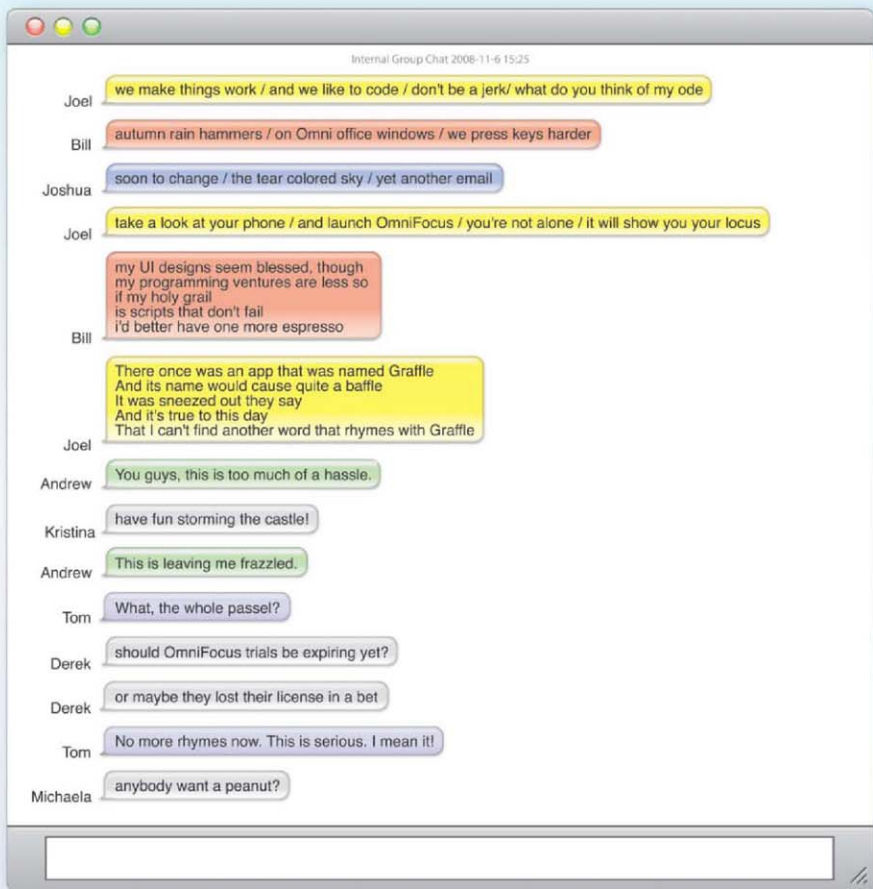
PLC-XW57 Projector, from Sanyo (us.sanyo.com): Portable projector weighs 6.4 pounds and sports a 1/4x to 16x digital zoom (\$895).

Power Slider, from Incase (www.incase.com): iPhone 3G case features an internal battery that can double the battery life of Apple's mobile phone (\$100).

FRIEDMAN PHOTOGRAPH BY FRED R. CONRAD/NEW YORK TIMES; BUG PHOTOGRAPH BY MARIO VANTOS

PRODUCT WATCH

WE TAKE APPLICATION DEVELOPMENT SERIOUSLY.



(But not *too* seriously.)

Come meet some of the people behind the software in booth 612 at the Macworld Expo.

THE OMNI GROUP



iPod + iTunes News

Everything you need to know about digital music



Tied up on the phone?

PhoneValet™

Takes care of calls while you take care of business.

Screens Telemarketers
Auto-attendant and Voicemail
Announces Callers
Records Conversations
emails Voicemail Messages
Dials from Address Book
Transfers Calls
Multi-line Expandable
50+ Features

www.phonevalet.com



PARLIANT

BREAK FREE

iPod Touch Faster Than iPhone?

Apple would like us to think about the iPhone and iPod touch as hermetically sealed black boxes powered by microscopic elves who turn microscopic levers as quickly as they can in order to generate that special Apple magic.

After numerous reports surfaced claiming that the second-generation iPod touch is faster than the iPhone 3G, Iconfactory developer Craig Hockenberry suggested a way to figure out the speed the device was running at.

Readers of John Gruber's Daring Fireball were up to the challenge: They discovered that the iPhone, iPhone 3G, and original iPod touch all report a 2400-MHz CPU and 100-MHz bus. The new iPod touch reports a 532-MHz CPU and 133-MHz bus.

So about that new iPod touch you picked up? There's more than half a gigahertz in that little package. No wonder it's the funnest. —JASON SNELL



APPLE LEVELS DMCA ON IPOD HASH PROJECT

The iPodhash project is a group of coders dedicated to reverse-engineering Apple's database files on the iPod classic and iPod touch. Doing so allows third-party utilities to access information on the iPod, which is particularly helpful for using iPods on Linux, since there's no version of iTunes available for that platform.

Unfortunately, Apple didn't take too kindly to a bunch of people picking apart its tech, and it has called up its legal team to remove the offending information. iPodhash site administrator Sam Odio wrote: "A lawyer claiming to represent Apple has asked that we remove all content on [our] page. We're not quite sure how the DMCA [Digital Millennium Copyright Act] pertains to us."

At press time, the Electronic Frontier Foundation had agreed to take the case and fight against Apple. —DAN MOREN

SOFTWARE

AccountEdge 2009, from MYOB (www.myob-us.com): Updated small-business management and accounting software features a streamlined interface and integration with MarketCircle's Daylife productivity management app (\$299; upgrade, \$159).

HandBrake 0.9.3 (handbrake.fr): Open-source video-conversion utility improves video quality for H.264-encoded videos, provides control over multiple audio tracks, and now works with non-DVD files (free).

PRODUCT WATCH

Starting a website this year?

Choose the best.

As the world's largest web hosting provider, 1&1 offers website plans for every skill level and budget. As a 1&1 customer, you are not only assured that your website is up and secure, but you'll also get the tools that you need to maintain an innovative web presence.



Save BIG in 2009!

BEGINNER PACKAGE

Easy and affordable, it's the perfect way to get started on the web. Includes a domain, website-building tool, photo gallery, blog and more!

\$3.99
per month

HOME PACKAGE

Whether it's for a personal website or a small home business, this package includes all the basics – 2 domains, site-building tools and more!

\$4.99
per month

BUSINESS PACKAGE

Everything you need for a successful business website. 3 domains, E-mail Marketing Tool, search engine optimization tool, search advertising vouchers and more!

~~**\$9.99**~~
per month

**3 months
FREE!***

DEVELOPER PACKAGE

This premium web hosting package gives you 5 domains, 300 GB web space, 3,000 GB monthly transfer volume, GeoTrust Dedicated SSL Certificate and more!

~~**\$19.99**~~
per month

**3 months
FREE!***

*Offer valid for a limited time only. Discount applied to the first 3 months of a 12-month minimum contract term. \$9.99 setup fee applies. Visit www.1and1.com for full promotional offer details. Product and program specifications, availability and prices subject to change without notice. 1&1 and the 1&1 logo are trademarks of 1&1 Internet AG, all other trademarks are the property of their respective owners. © 2008 1&1 Internet, Inc. All rights reserved.



Call 1-877-GO-1AND1

Visit us now **www.1and1.com**

1&1



PEOPLE

Jerry Yang Logs Off as Yahoo CEO

I've got some bad news. You might want to sit down. Jerry Yang, the CEO of Yahoo—well, he's resigning. I know this is going to be hard on all of us, but—wait, what? You knew? But how? Oh. Right. There was that whole begging Microsoft to take Yahoo back after Yahoo shot down Redmond like Jenny Slater did me when I asked her to the senior prom. Yeah. And the failed deal with Google. And the fact that Yahoo's stock closed at under \$11 recently.

Yang, who also cofounded the company, will step down as CEO but will remain on the board under his old title of Chief Yahoo (no kidding). There is no word on who might replace Yang as CEO.—DAN MOREN

SECURITY

Safari Goes Antiphishing

I've bemoaned Safari's lack of antiphishing features for a while now to anyone who will listen. Phishing is a type of attack that typically involves a fraudulent e-mail message that appears to be from a legitimate source (your bank or eBay, say). Clicking on a link in one of these messages takes you to a Web site crafted for one purpose: to steal your personal information. The Web site looks legit, but it is in fact a setup.

Although I can't claim credit, Apple has finally taken steps to protect its users from the dangers of phishing. The Safari 3.2 update adds a new setting (in the Security tab of its Preferences menu) called Warn When Visiting A Fraudulent Website. Safari now offers the same protection that the other major Web browsers have had for a while now. And the update also throws in some other security fixes for good measure.—SCOTT MCNULTY



By the Numbers

2012

Year in which demand for Internet bandwidth could exceed capacity, according to a Nemertes Research study

20TB

Volume of Bush administration e-mail expected by the director of the Electronic Records Archives

\$873 million

Amount of judgment recently awarded to Facebook in a lawsuit against spammers

SOFTWARE

iScrapbook 2.0, from Chronos (www.chronosnet.com): Scrapbooking software adds multiple object resizing and a browser for managing and searching for artwork (\$50; upgrade, \$30).

Mathematica 7, from Wolfram Research (www.wolfram.com): Computational software features image processing, parallel High Performance Computing support, and comprehensive spline support. (Standard version, \$2,495).

PRODUCT WATCH

BOA slim case

Take your most ambitious ideas further in a sleek Boa slimcase laptop bag. Visit booq.com today and save 20% on any Boa bag or backpack with promo code BSC9.



Need a server for your small business?

Look no further.

Introducing 1&1 Premium Servers, a powerful new line of dedicated servers specifically designed for high performance needs. Featuring energy efficient technology, these top-of-the-line machines reduce costs and environmental impact with increased performance-per-watt.

**AMD
Quad-Core
Server**



*Offer valid for a limited time only. Prices based on Linux servers. Discount applied to first 3 months of a 12 month minimum contract term. \$99 setup fee applies. See www.1and1.com for full promotional offer details. Certain features not available with Managed Servers. Product and program specifications, availability and prices subject to change without notice. 1&1 and the 1&1 logo are trademarks of 1&1 Internet AG, all other trademarks are the property of their respective owners.
© 2008 1&1 Internet, Inc. All rights reserved.

Save BIG in 2009!

All 1&1 Premium Servers include*:

- RAID
- Plesk 8 with 100-domain license
- FTP backup space
- Serial Console: Connect directly to the serial port of your server, even if the network is down.
- Recovery Tool: Load rescue image and reboot server.
- GeoTrust Dedicated SSL certificate (a \$49 value!)
- Easy-to-configure firewall and more!

1&1 BUSINESS SERVER II

Dual-Core AMD Opteron™ 1218, 2 x 2.6 GHz,
4 GB DDR RAM, 2 x 500 GB Hard Drive

~~\$199.99~~ per month **3 months FREE!***

1&1 ENTERPRISE SERVER I

Quad-Core AMD Opteron™ 1352, 4 x 2.1 GHz,
4 GB DDR RAM, 2 x 750 GB Hard Drive

~~\$299.99~~ per month **3 months FREE!***

1&1 ENTERPRISE SERVER II

Quad-Core AMD Opteron™ 1356, 4 x 2.3 GHz,
8 GB DDR RAM, 2 x 1,000 GB Hard Drive

~~\$399.99~~ per month **3 months FREE!***

1&1

Call 1-877-GO-1AND1

Visit us now **www.1and1.com**



Advertising Supplement

COMMON
SENSE
STORAGEG-RAID 'A'
Performance

G-Tech operates under the philosophy that if its storage products can meet the demanding needs of audio/video production, they're pretty much bulletproof for less stressful environments.

G-Technology Inc., a Fabrik company, manufactures the industry's most comprehensive line of external disk storage solutions designed for professional content creation applications.

G-Tech products range from ultra-portable, FireWire and USB bus-powered drives to superfast Fibre Channel systems with up to 24TB of storage. Systems are available for every level of sophistication, from single-disk, general storage units,



The dual-drive G-RAID2

to multi-disk RAID protected systems designed for higher performance and data redundancy—all at very competitive prices.

Hard drives last longer when they stay cool, so every G-Tech product incorporates cooling technology. Starting with heat-efficient enclosures, G-Tech equips single-disk units with large heat sinks bolted directly to the hard drive, while multi-disk systems use ultra-quiet "smart fans." G-Tech knows how to keep hard drives spinning for a long time.

G-Tech systems look as good as they perform, featuring aircraft-grade aluminum enclosures and the highest quality electronics and hard disk drives. Just hold one in your hand and you can feel the difference.

Go to www.g-technology.com for more information.

LAPTOPS

Imitation Is the
Sincerest Form
of Copyright
Infringement

We've seen our fair share of knockoffs of Apple products, but this one has to be my favorite in a long while. Look, if Apple doesn't make the netbook that you desperately believe it should, why not just go make it yourself? Ergo, the MacBook Nano. That's right. It combines the great flavor of the MacBook with the tiny package of an iPod nano. Some creative vendor has modded an MSI Wind netbook into a MacBook Nano. Don't hold your breath for a MacBook Nano from Apple, however.—**DAN MOREN**



INTERNET

Real Dan Lyons Goes the Way
of Fake Steve Jobs

The man behind the Fake Steve Jobs persona has now bid adieu to himself. *Newsweek's* Dan Lyons will cease posting to his Real Dan Lyons blog, on which he called Yahoo's PR team, among other things, "really an unsavory bunch." He was also unhappy with a Yahoo attorney who insisted Yahoo's deal with Google was a sure thing (a deal, you may recall, that fell apart like a wet newspaper in the mouth of a pit bull). Yahoo complained to Lyons's employers at *Newsweek*, prompting him to pull the blog entry. "The bottom line is," Lyons wrote, "I don't want to jeopardize a job I like."—**DAN MOREN**

Tech Trends

Satisfaction Calling

A new study finds that Apple leads Dell and HP in terms of customer service call satisfaction. Vocalabs surveyed customers after they called PC manufacturers for service. Apple customers reported a higher rate of resolved issues and were more satisfied with the overall call experience and the agent.—**MARYANN JONES THOMPSON**

Telephone
Support
Happiness

	Apple	Dell	HP
Call satisfaction	56%	44%	41%
Agent satisfaction	60%	44%	41%
Acceptable wait	68%	62%	68%
Call resolution	56%	46%	40%

Source: Vocalabs



SOFTWARE

OmniFocus 1.5, from The Omni Group (www.omnigroup.com): Updated task-management application expands synchronization between any number of Macs and iPhones via MobileMe or a Web server (\$80; upgrade, free).

StarOffice 9, from Sun Microsystems (www.sun.com): Office productivity suite is now available in a Mac-native format (\$95).

I used to be
good looking...

...then I was run
over by a bus.



Yeah, that really hurt, but I'm still alive!

So I'm on my way to an ad agency in NYC, loaded with files for a stellar campaign, when it happened... I fell off the FedEx truck onto 49th Street and under the wheels of a passing bus. "Ouch!" I was severely mangled, but thanks to my rugged design and all-aluminum enclosure, I survived.* While my owner was amazed his campaign was intact, I was amazed I could still feel my hard drive.

*Come see me at
Macworld 5-1544
PS: Don't miss our
daily raffles!!*



G-DRIVE mini
Up to 500GB
Starting at \$129
(MacBook Pro sold separately)

G-DRIVE mini hard drives from G-Tech are the industry's best portable storage solutions for today's road warriors and are built to last. G-Tech offers a full line of products that are engineered using the highest quality components to offer unmatched performance, style and reliability. And just for the record, we don't recommend you throw them under a bus...



*Based on a true story. Read more at www.g-technology.com/userstories/mangled

Hot Stuff

What we're raving about this month



Smilebox for Mac

Smilebox for Mac is a photo- and video-sharing service that lets you assemble photos, videos, and music into slick, stylish multimedia presentations, slide shows, or e-cards. Simply drag and drop your chosen media into Smilebox's templates. You can create anything from a one-photo e-card to a multipage album complete with the soundtrack of your choice, and then share it via your blog, Web site, social networking page, or e-mail. The basic free service includes ads; a subscription fee of \$6 a month or \$40 a year adds new, printable page templates, premium music options, and an ad-free experience for your viewers (www.smilebox.com).—JACKIE DOVE

Road Mice

When it comes to puttering around on your Mac, Four Door Media's \$45 Road Mice puts you in the driver's seat. This wireless

RF-based three-button optical mouse pulls up onto your mouse pad in the shape of one of several different American car models, including the Chevy Camaro, Ford Mustang, and Dodge Charger. The plastic mouse features nice little details like racing stripes, rims, and the option to have the headlights light up when you click a button (protective undercoating not available). Four Door Media also provides a title of ownership when you register the mouse's Vehicle Identification Number at the company's Web site (www.roadmice.com).—ROMAN LOYOLA



iRing Pro Zen Collection

Hiadec's \$10 iRing Pro Zen Collection gives you 21 subtle and pretty ringtones for the iPhone. So subtle, in fact, that you might not even hear them if you're someplace loud. But if you're the kind of mellow person who wants your iPhone's ringer to sound like a gentle chime from an airport's public address system, these are the ringtones for you (www.iringpro.com).—JASON SNELL



Advantageous mp3

I'm a fan of the iTunes Store's convenience, design, and integration with iTunes, but I'm also a fan of the Amazon MP3 store's cheaper prices and higher-bit-rate MP3s (all of which are fantastically DRM-free). Amazon isn't known for its stellar interface design, though, so finding things in the iTunes Store has always been the unquestionably better shopping experience. Robert Palmer's Advantageous mp3 is a great little free



AppleScript that, once installed, sits unobtrusively in iTunes' Script menu. It works like this: search for a song or album on the iTunes Store, but before you click on Buy, select Advantageous mp3; the AppleScript will check Amazon MP3s for the very song you've selected. Then you have the option to stick with iTunes or buy the cheaper, higher-quality version from Amazon if it's

available (www.advantageousmp3.com).—SCOTT MCNUITY

neato

When I think of "hot stuff," screen-cleaning supplies are generally way down the list, next to mouse pads and spare USB cables. But moshi's neato pads are pretty, well, neat. Each \$16 neato package includes four small, washable cloths made of moshi's Terahedron, a nonscratching microfiber material ideal for cleaning LCD screens. First you use one of the two gray cloths to wipe away dust, and then you use one of the two black cloths to remove fingerprints and other oily marks. No sprays or cleaning liquids are necessary, although a few drops of water can help clear away the toughest spots (www.moshimonde.com/neato.htm).—DAN FRANKS



An organized, digital life.



NeatReceipts[®] FOR MAC



NeatReceipts is the mobile scanner and digital filing system that will transform your paper mess into information you can use. You can create expense reports, searchable PDF files of any printed document, and IRS-accepted copies of your receipts. Our patented software captures editable data from scanned receipts and documents so you can have an organized library of all your important information. And at less than one pound, NeatReceipts works wherever you do.

NeatReceipts is perfect for managing your business and personal expenses — or simply for cleaning off your desk.

Visit us at Macworld Conference & Expo and see NeatReceipts for Mac v2.0.

neatco.com/mac

866 NEAT REC



Reviews



New Application Frame A big advantage to working in the Application Frame is the ability to see and work with several open documents at a time by using the Arrange Documents menu. Note the tiled view (top) and cascade view (bottom).

Photoshop CS4 and CS4 Extended

Streamlined, OpenGL-enabled interface offers easier access to tools **BY LESA SNIDER KING**

Adobe made some pretty serious changes in Photoshop CS4, especially in the workspace. And while such changes will take some getting used to, they're long overdue.

There are lots of new features, too. This version takes advantage of OpenGL, a hardware and software engine for drawing graphics faster and more efficiently, to render some very slick screen effects, like Rotate View, pixel tossing (aka Flick Panning), dynamic brush resizing, and more.

Also making its first tentative steps in CS4 is a new technology called *seam*

carving. This technology underlies the new Content-Aware Scaling tool, which intelligently resizes images. Additional features include a real 3-D engine, new Masks and Adjustments panels, selective editing in Camera Raw, and more. What's missing in this release, however, is 64-bit compatibility, which would allow Photoshop to handle files greater than 4GB in size (more about this later).

New Way to Work

Photoshop can now exist within a compact frame that you can move

around and resize. The upside of using the Application Frame is that all windows and panels stay together as you rearrange things; when you resize the frame, your panels and windows automatically resize to fit inside it. The downside is that this looks very PC-like.

At the top of the frame you'll spot a new row of tools called the Application bar. It gives you quick access to the new Arrange Documents menu, which lets you see and work with several documents simultaneously, and lets you quickly access the new Rotate View tool. Use the Rotate View tool to pivot your canvas so that you can work with it at an angle.

Photoshop CS4 lets you create more room for your images by collapsing docked panels with a single click. This version also improves the experience of moving around within an image by providing a smoother screen display at odd zoom levels and enabling you to "toss" your pixels with the Hand tool (this feature, called Flick-Panning, allows you to enlarge and navigate high-resolution images quickly without pixelation).

New Masks and Adjustments Panels

Adjustment layers, long the tool of choice for nondestructive editing, now take center stage in their own panel. Also new are "on-image" adjustments for the Curves and Hue/Saturation adjustment layers. You can now apply the adjustment to a specific tonal range by clicking on the image and dragging. The new Vibrance adjustment layer makes colors pop.

A new Masks panel also makes layer masks friendlier. After you've made a selection, you can create a mask from the panel and feather it with a slider.

Content-Aware Scaling

By combining the simplistic controls of Free Transform with the revolutionary new seam-carving technology, Photoshop helps you fit an image into a small space without cropping or prepping it for a certain output size. The program does this by analyzing your image and altering noncritical areas, like the ground or sky, while leaving the

important parts intact. But it isn't perfect, so be picky about using it.

Enhanced Color and Painting Tools

Designers will appreciate Kuler integration, an amazingly useful online community-driven generator for color themes. Retouchers will be happy that the Dodge, Burn, and Sponge tools have been reengineered to intelligently preserve color and details, and the Clone Stamp and Healing brushes now show a live preview inside the brush cursor of the sample area you're about to apply.

Camera Raw 5.2

The newest version of the Camera Raw plug-in contains major improvements such as the ability to edit selectively with an Adjustments Brush, apply nondestructive Gradient Filters, and perform post-crop vignetting.

Selective adjustments are incredibly easy to use; just select the Adjustment Brush by pressing K on your keyboard, and you'll see the same set of slider-based adjustments appear on the right side of the window that you see when you first open Camera Raw. Also new is the ability to use a Graduated Filter tool to apply adjustments.

New Extended Tools

Photoshop CS4 Extended users will notice a couple of new tools in their Tools panel called 3D Rotate and 3D Orbit, as well as an entire menu devoted to the realm of 3-D, which includes New Mesh From Grayscale, Invert Visible Surfaces, and Create UV Overlays.

Amazingly, if your objects are already painted and lit, you can import that information into your scene, intact. You've also got a fair amount of control over the object's textures and lighting. If the object came with a separate texture file, you can edit it in Photoshop Extended and see the changes updated on your model when you save. If you're brave, you can paint directly on the surface of a model. Video editors will praise Photoshop Extended's single-letter keyboard

shortcuts, its display of nonsquare pixels, and its audio preview and export capabilities.

Adobe Giveth...

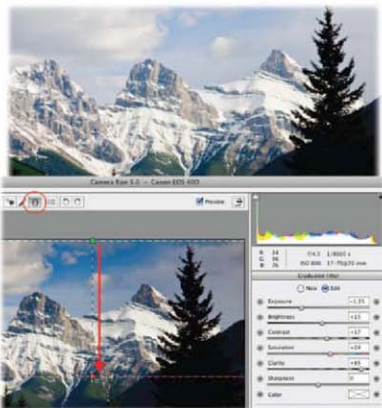
There are tons of other additions to Photoshop CS4, like the ability to delete layers by pressing the delete key, enhanced Auto-Align and Auto-Blend commands for creating panoramas, complex composites, and extending your perceived depth of field by merging several images of the same object with different focus points. There's also Multi-Touch trackpad support on Mac laptops, color profiles for the color blind, a six-color histogram, 16-bit printing, and a new help system. While Photoshop CS4 is 64-bit compatible on Windows, Mac users will have to wait for CS5 for that same capability, though 64-bit is meaningful only if you work on files over 4GB.

...And Adobe Taketh Away

Some longtime built-in plug-ins have hit the cutting-room floor, including Extract Filter, Picture Package, Contact Sheets, and PDF Presentations. Thankfully, most older versions of those plug-ins still work, and you can download them from Adobe's Web site or snatch them from your copy of CS3. The drag-and-drop PhotoMerge dialog box, and the ability to create a PDF of a Layer comp within Photoshop, have also been dropped.

Macworld's Buying Advice

The changes in Photoshop CS4 and Photoshop CS4 Extended add up to a friendlier, more accessible interface, with



Graduated Filter Tool In order to intensify the sky gradually, you can use the new Graduated Filter tool in Camera Raw. The green dot represents the start of the mask and the red dot represents the end.

increasingly helpful tools that are much easier to find and use than before. The changes may take some getting used to, but you'll appreciate the more streamlined and uncluttered experience.

Lesa Snider King, the author of *Photoshop CS4: The Missing Manual* (O'Reilly, 2008), is the chief evangelist of iStockphoto.com and the founder of GraphicReporter.com.

Photoshop CS4 and CS4 Extended



PROS: Streamlined interface; OpenGL; selective Camera Raw editing; 3-D features.

CONS: Missing some plug-in favorites.

OS X COMPATIBILITY: 10.4 (Tiger), 10.5 (Leopard)

PROCESSOR COMPATIBILITY: Universal

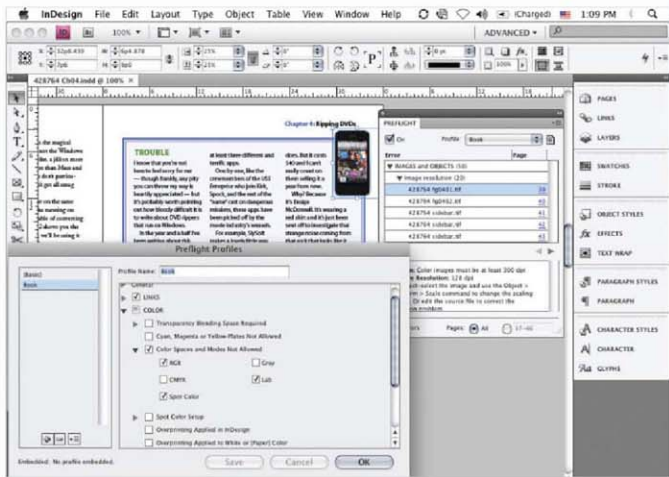
PRICE: \$699; upgrade, \$199; Extended, \$999; Extended upgrade, \$349

COMPANY: Adobe Systems, www.adobe.com

FULL REVIEW: macworld.com/4180

InDesign CS4

Pleasant but middling update offers some valuable new tools **BY GALEN GRUMAN**



Production Check

On-the-Fly

InDesign lets you create preflighting profiles (lower left) in which you specify what to keep an eye out for by checking the appropriate options. As you work, InDesign keeps a running tally of violations, and the Preflight panel (upper right) lets you delve into the details of each one—and even jump to each offense in your layout.

The newest version of InDesign would be welcome on any layout designer's desktop. But it may not be worth the upgrade price; the degree of change is not nearly as high as in the previous move to InDesign CS3.

New Features for Everyone

The most useful and engaging new feature in InDesign CS4 is the trio of smart manipulation features: smart guides, smart measurements, and smart dimensions. All help you to more precisely work with objects as you manipulate them with the mouse. Although InDesign has long had very precise controls for object placement, sizing, and rotation in its Control panel, most designers don't use them. Instead, they eyeball the location and size of the objects they create and move, as well as the rotation of objects they tilt. Now, the smart features do the math for you. For

example, if you are creating a new frame, InDesign looks at the dimensions of the nearby frames, and when the object you're creating (or resizing) matches those of the nearby object, an on-screen guide pops up to show you that they match. This feature is incredibly intuitive and useful. And if you don't like it, you can turn off any or all of the guides.

Other helpful new features are welcome but not nearly as exciting. The Kuler control panel makes it easier to create and share sets of visually compatible colors. The ability to rotate page views to more easily read text placed at an angle is nice, but it would be more useful to rotate individual pages for output. And Mac laptop users will cheer the support for some Multi-Touch trackpad gestures.

New Features for Specialists

In CS4, InDesign boasts four well-designed new capabilities targeted to

certain professional segments of the community. For example, the new preflighting system is powerful and easy to use. The key to the new Preflight panel is that you can establish your own preflighting rules through a straightforward check-box interface. As you work on your layout, InDesign continually checks your work against the rules you set up (or the default rules, if you do nothing) and displays a running tally of violations in your document window. You can check the Preflight panel to see the violations, and click on a link to the offending object so you can fix it.

Designers working with complex documents will appreciate two other new features in InDesign CS4: conditional text and cross-referencing.

The cross-referencing feature enables you to add references within text, such as "see page X," and have InDesign fill in the variable for you. It

can also display data about the destination, letting you automate sophisticated cross-references.

The new conditional-text feature is an interesting way to handle multiple versions of the same document. Take a retailer's price catalog. Assuming the products are the same in the United States and Canada, wouldn't it be great to have one document that could toggle between the U.S. and Canadian prices?

Now you can. By setting up two conditions—U.S. and Canada—and tagging them appropriately, you can create a single master for both editions that you can enable for printing.

The fourth major new specialty feature is the ability to export InDesign documents to Flash format—actually, to two Flash formats. You can export them to the SWF presentation format for viewing in Adobe Flash Player on a desktop or via the Web. And you can export them to the new Flash CS4 Pro exchange format (known as XFL), which you can bring into Flash Pro CS4 for further work. Thus, you can take a complex, print-quality document to a whole new level by applying Flash animation and programming features to whatever objects you wish.

The Flash XFL export does have some odd limits, though, such as not retaining hyperlinks and stripping out video and audio objects. And the workflow is one way: InDesign to Flash.

Interface and Internal Changes

The use of tabbed panes for document windows is the biggest interface change. The tabbed approach means that you can have multiple documents (even Story Editor windows) open at once without their obscuring each other. InDesign also supports the previous interface style. Several controls, such as the View and Zoom controls, have moved to the new Application bar, which groups menus and controls in one section of the window, making them easier to find.

Nice Enhancements Throughout

Other new aspects of InDesign CS4 involve enhancements to existing



Links Panel The revised Links panel displays more data about links, including image thumbnails. New controls include page hyperlinks and the ability to replace image files with same-named files that have a different extension.

features. Among the most significant is the revised Links panel, which tracks the graphics placed in your layout and can also track imported text and spreadsheet files. What I like best about the new Links panel is the ability to batch-update graphics' file-name extensions. Say your layout uses JPEG files but you want to replace them with TIFF versions for print: with InDesign CS4, you can tell the Links panel to replace all JPEGs with same-named TIFFs.

I'm also pleased that Adobe has enhanced the nested-styles feature so that it can apply nested character styles to entire lines; InDesign maintains that rule even as you edit the text and alter the line breaks. One easy-to-miss addition involves InDesign's new Smart Text Reflow feature, which lets you specify whether and where InDesign automatically adds or removes pages as you add or remove text.

What Adobe Has Ignored

Despite the variety of tweaks, Adobe has ignored some flaws in InDesign. Foremost is its approach to text transparency and lighting effects. You cannot select a string of text and apply such effects, as you can in QuarkXPress.

InDesign still doesn't handle text wraps correctly with bulleted and numbered lists: it doesn't adjust their left margins automatically based on the

wrap, as it does with other types of margins such as first-line indents.

Finally, I don't understand InDesign's inconsistent hyperlink export. Hyperlinks applied to text are retained when you export to HTML, but hyperlinks applied to graphics are not. You can't apply a hyperlink to a graphic other than through its frame, so the net effect is that you lose those links when exporting the file for use in the very medium that hyperlinks are designed for. Also puzzling is why InDesign strips out hyperlinks in files exported to Flash XFL format, since Flash supports such links.

Macworld's Buying Advice

I like InDesign CS4. Adobe has made small enhancements to its page-layout program without dramatically changing the user interface or operations. And InDesign has a half-dozen or so new or significantly improved features, such as smart guides and improved link management, that will make designers' lives easier.

My only hesitation is the update's value. You get less for your \$199 than you did going from InDesign CS2 to InDesign CS3. If you're paying for the InDesign CS4 upgrade separately, as opposed to upgrading with the rest of the suite, that financial outlay might be worth some serious thought. ☒

Galen Gruman is a freelance writer in San Francisco and a longtime Macworld contributor on publishing tools.

InDesign CS4



PROS: Smart guides provide precise layouts; flexible cross-references; improved link and preflight management.

CONS: No text wrap for numbered and bulleted lists; uneven hyperlink export.

OS X COMPATIBILITY: 10.4 (Tiger), 10.5 (Leopard)

PROCESSOR COMPATIBILITY: Universal

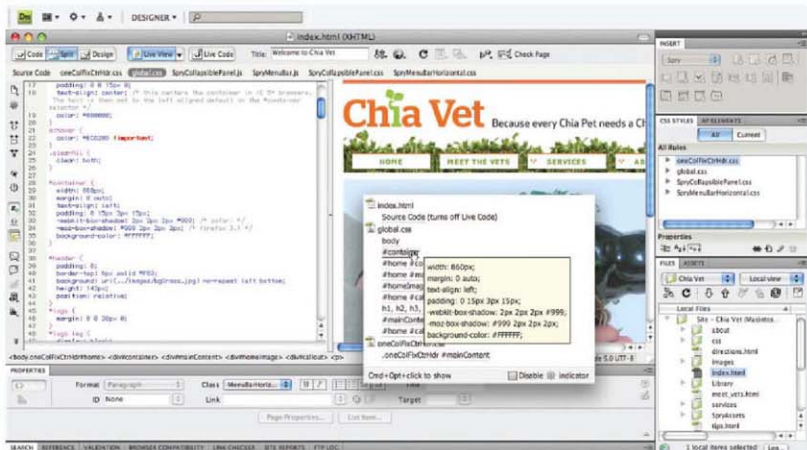
PRICE: \$699; upgrade, \$199

COMPANY: Adobe Systems, www.adobe.com

FULL REVIEW: macworld.com/4183

Dreamweaver CS4

Web design application aims to win over design pros **BY DAVID SAWYER MCFARLAND**



Easy Coding Dreamweaver's new coder-friendly features—like the side-by-side code and design view, and the CSS-locating Code Navigator—streamline the production of Web pages.

Adobe Dreamweaver CS4 is a solid upgrade to an already impressive Web design program. Through it, Adobe enriches the features introduced in Dreamweaver CS3 and presents a completely revamped interface that more closely resembles other products in the Creative Suite. But the most significant additions to the program are aimed at Web developers who rely as much on JavaScript as they do on HTML and CSS (Cascading Style Sheets) to build their sites.

New Look

With CS4, Dreamweaver is no longer a distant cousin to the other applications in the Creative Suite. The interface, familiar since the Macromedia days, has been redesigned to better align with the look and functionality of Photoshop, Illustrator, and Flash. In Dreamweaver CS4, panels and windows are arranged

together in a unified whole by default underneath a new Application bar that spans the monitor. However, you can customize the workspace to create an optimal environment. It may take some getting used to, but if you use other Creative Suite programs, the more-consistent interface will be welcome.

CS3 was the first version of the program that let you insert and optimize Photoshop files directly within Dreamweaver. In CS4, this power has been expanded to support Smart Objects—Web-ready images with live links to the original Photoshop (PSD) documents. Not only does Dreamweaver let you optimize, resize, and crop a Photoshop document being inserted into a Dreamweaver page, but the new Web version of the graphic remains linked to the original PSD file. So if you make changes in Photoshop, you pass those changes on to the Web version of the graphic.

Calling All Web Developers

The biggest innovations in Dreamweaver CS4 are aimed at designers who are as comfortable working in code view as in the visual design view.

The new Related Files toolbar appears when you open a Web page that uses external CSS, JavaScript, or server-side programming files. The toolbar lists the name of each linked file, and clicking on a file's name shows you its code. This provides a quick and direct way to jump to a CSS or JavaScript file, make changes, and jump back to the Web page file to view the results.

In fact, you can look at both the visual design view and the code for a page, or any of its related files, side-by-side. While Dreamweaver has long had a split view, this version finally lets you place the two views vertically side-by-side.

The new Live View option lets you preview how your page will look in a

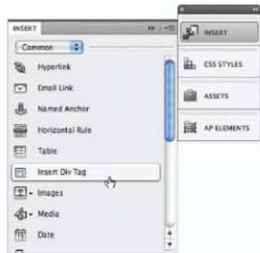
browser without leaving Dreamweaver, thanks to the embedded WebKit rendering engine (the same one used in Safari). Live View even lets you interact with the page so you can test JavaScript effects such as rollovers, drop-down menus, or form validation inside Dreamweaver. And in Split View you can edit the CSS, JavaScript, and raw HTML code and immediately check the results in the live visual view.

JavaScript-savvy Web designers will also appreciate the Live Code view, which displays a page's HTML code after JavaScript has manipulated it. This lets you check whether your JavaScript code is altering the page's HTML in the way you want it to—in fact, you can even pause JavaScript within Live View so that you can analyze otherwise hard-to-capture moments, such as how a mouse rollover affects elements on a page. Dreamweaver CS4 now includes a powerful code-hinting feature for JavaScript, which works with popular JavaScript libraries like Spry, Prototype, and jQuery. This pop-up window contains code suggestions and shortcuts.

Finally, code warriors will appreciate the new Code Navigator—a pop-up window that shows all CSS styles affecting a page element. This tool provides the quickest way to jump to the relevant CSS code. In Live View, only the Code Navigator lets you view CSS styles applied via JavaScript to a page element, which is usually a long, involved task. Unfortunately, no improvements have been made to Dreamweaver's server-side tools.

Tools for the Rest of Us

Dreamweaver CS4 expands on the JavaScript-based Spry tools added in CS3, which let nonprogrammers quickly and easily add sophisticated interactive elements to their sites, such as drop-down navigation menus. Dreamweaver CS4 adds to the useful and professional-looking Spry form-validation tools that prevent visitors to your site from submitting incorrect or missing information on your Web forms.



Panels as Buttons The space-saving icon view displays Dreamweaver panels as simple buttons that, when clicked, reveal the panel's full menu of options.

The new Spry tooltip widget lets you add pop-up information bubbles to links, images, or any other elements on a page. And the Spry HTML data-set tool makes it easy to take a simple HTML table full of data and turn it into an interactive presentation; you can make sortable tables, automate the process of adding color to alternating rows of data, and sort data before putting it into a table. Another option, the master/detail layout, provides an easy way to display a summary of rows from a table and highlight details about a single row—without loading a new Web page.

Odds and Ends

Dreamweaver CS4 includes many other additions. A new method of inserting Flash movies creates standards-compliant HTML (finally), and provides a simple way to check whether visitors have Flash (or the proper version of Flash) installed on their computer (and to let them know if they don't). Subversion support is a welcome addition for the relatively small group of Dreamweaver Web developers who need to work with this open-source system for file version control.

InContext Editing tools let users create Web pages that can be edited via a browser (and Adobe's commercial InContext Editing service)—great for designers who want to let others update Web site content in a simple, foolproof manner. And if you're working with Adobe's AIR technology, which lets you

use the basic languages of the Web to build desktop programs, a free AIR authoring extension adds the tools that you need to build, package, and preview AIR applications within Dreamweaver.

Solid Performance

Dreamweaver CS4 isn't noticeably faster than its predecessor. On a 2.8GHz Intel Core 2 Duo iMac, startup times in CS3 and CS4 were comparable (and pretty fast). And although Adobe has optimized the FTP tool to run faster in this version, the speed increase for uploading files isn't that significant. However, in day-to-day usage, Dreamweaver CS4 is substantially more stable than Dreamweaver CS3, with far fewer crashes and hang-ups.

Macworld's Buying Advice

Dreamweaver CS4 solidly addresses the technologies that Web design professionals use and is a significant upgrade that offers new tools for developers who spend a lot of time with HTML, CSS, and JavaScript. Plus, the enhanced workflow for multiple files, advanced text editing, and productivity-boosting Code Navigator make this one of the best Web page editors available. But if you don't program your own JavaScript code, and you usually steer clear of raw HTML, this update may not be necessary.

David Sawyer McFarland is the author of *Dreamweaver CS4: The Missing Manual* (O'Reilly, 2008).

Dreamweaver CS4



PROS: More-consistent CS4 interface; better Photoshop integration; streamlined code editing.

CONS: Server behaviors and database tools need updating.

OS X COMPATIBILITY: 10.4 (Tiger), 10.5 (Leopard)

PROCESSOR COMPATIBILITY: Universal

PRICE: \$399; upgrade, \$199

COMPANY: Adobe Systems, www.adobe.com

FULL REVIEW: macworld.com/q4t8t

Premiere Pro CS4

Adobe's video-software comes of age **BY ANTONY BOLANTE**



New Panels Premiere Pro CS4 incorporates a new Media Browser panel for locating, previewing, and importing footage. A new Metadata panel incorporates numerous categories of clip and file information, but its automated speech-transcription feature isn't very accurate.

Premiere Pro CS4's debut on the Mac last year was impressive, especially given the challenges it faced. It not only had to overcome the lackluster reputation of its Mac-compatible predecessor, Premiere 6.5, but it also had to reclaim the territory it had ceded to Apple and Avid editing systems during its long absence. Today, Premiere Pro has more firmly established a reputation with Mac-based editors, and this new version will enhance its credibility.

With Premiere Pro CS4, Adobe rectifies the previous version's most conspicuous flaws and introduces some useful new features. In contrast to the previous version, Premiere Pro CS4 includes the same software bundle as the Windows package and can accept a wider range of tapeless formats. A new Media Browser panel, extensive support of meta-data, revamped editing controls, blending modes, and batch processing are among its other notable new features.

Package Equality

Creative Suite 4 eliminates the disparity between the Mac and Windows packages by providing a Mac-native version of Adobe OnLocation CS4 and by dropping from both platforms Adobe Ultra, a program for keying subjects (such as those shot against a greenscreen) and compositing them with virtual sets.

Until Adobe restores Ultra to the package, users can rely on the Keylight effect included with After Effects for professional keying, but they will have to look elsewhere for virtual-set features.

OnLocation CS4 gives Mac users a valuable production tool that lets them use a laptop to monitor and capture video in the field. OnLocation lets your laptop also serve as a portable waveform monitor and vector-scope, to accurately measure video luminance and chrominance levels. You can also use the program to capture video to a hard disk while

shooting, bypassing the step of capturing footage later from videotape.

Disparities in Capture Panel

When you do need to capture from tape, you can use Premiere Pro CS4's Capture panel, which differs little from that of the previous version. It provides a unified interface for specifying capture settings, controlling a wide range of camcorders and decks, logging, and batch capture. But it also retains some of the previous version's shortcomings and represents one of the few areas of difference between the Mac and Windows versions.

On Windows, Premiere Pro's Scene Detect feature identifies points on the tape where the camera stopped between shots and captures the shots as separate master clips, each linked to a corresponding media file. But on the Mac, Premiere Pro captures a single master clip and creates a subclip for each shot. Both master clips and subclips work fine

for editing. But because the subtitles are linked to a single, large master clip and media file, managing media and storage space could be more difficult. As in the previous version, Premiere Pro for the Mac can't display HDV footage in the Capture panel; you'll have to use your camcorder's built-in screen or an attached monitor instead.

Media Browser

For previewing and importing assets into a project, Premiere Pro CS4 incorporates a new Media Browser panel. As part of the Premiere Pro interface, the Media Browser provides a more convenient way to search for footage than the traditional Import command and dialog box.

Tapeless Formats

The file types you can now import into Premiere Pro CS4 include a wider array of tapeless formats and associated metadata, including P2, AVCHD, XDCAM EX, XDCAM HD, and R3D (with the 4.0.1 update). Along with the video and audio, Premiere Pro recognizes additional shot information encoded in the file, making it easy to organize and search the footage.

Metadata

Enhanced support for metadata is one of Premiere Pro CS4's most prominent new features. A new Metadata panel lets you view and input information about a clip or its source file. The Project panel's column headings have become just one set of information in an extensive list of metadata categories, or *schema*. Moreover, metadata can be conveyed throughout the workflow: metadata logged in OnLocation is transferred to Premiere Pro, and a file exported for the Web can contain metadata that enables you to search the video.

Speech Transcription

Many editors will be thrilled to hear about the program's automated speech transcription. This feature analyzes a selected clip's audio and transcribes spoken words to the Metadata panel. You can specify one of several lan-

guages to transcribe. You can even set it to identify different speakers. When you play the clip, each spoken word is highlighted in the transcript. Double-clicking on a word in the transcript cues the clip to the corresponding frame in the Source panel. To find a word in the selected clip, type it in a search field.

Unfortunately, the transcript isn't very accurate. Although you can correct the transcript manually, the process can be painstaking. So until it becomes more accurate or more editable, the transcription feature's usefulness is limited.

Batch Processing

Thankfully, one of Premiere Pro CS4's most anticipated features is also one of its most successful: batch processing via Adobe Media Encoder (AME). In CS4, AME is a separate yet integrated program. Once you confirm a sequence's export settings in Premiere Pro CS4, AME launches and adds the sequence to a list. Because it's a separate program, AME can render in the background.

With CS4, you can export SWF versions of DVD and Blu-ray Disc projects for Web viewing. And with the 4.0.1 update, Premiere Pro provides long-awaited OMF (Open Media Framework) export capabilities to finally let you export audio for finishing in Avid's popular ProTools software.

Better Editing

Premiere Pro uses a familiar and efficient paradigm that lets you edit by dragging or using editing controls—known as drag-and-drop editing and three-point editing. In Premiere Pro CS4, both methods are improved, but three-point editing controls still don't feel fully integrated. New icons make it easier to drag a source clip's video or audio (or both) to the timeline, and new keyboard modifiers make it easier to drop each component in the target track.

Other Improvements

In contrast to the previous version, Premiere Pro CS4 allows you to apply speed changes, transitions, and effects to multiple clips at once. And you can



Capture Video Premiere Pro CS4 ships with OnLocation, turning your laptop into a portable field monitor, video measurement tool, and capture device.

finally composite clips, using blending modes (and retain blending modes when importing files from Photoshop). I look forward to a future upgrade to the title-creation tools.

Macworld's Buying Advice

Premiere Pro CS4 further strengthens Premiere's reputation on the Mac as a capable video-editing program. It has yet to attain the best-of-class standing enjoyed by many of the other programs in the Creative Suite, but it has earned its place among them and will inspire interest from users of Adobe's other flagship applications. The inclusion of OnLocation, AME, and a host of new features make an upgrade from CS3 well worth the price. **X**

Antony Bolante hosts Lynda.com's Premiere Pro CS4 Essential Training and is co-producing a documentary entitled *on the nOse*.

Premiere Pro CS4



PROS: Mac version of OnLocation CS4; support for more tapeless formats; Media Browser; AME batch processing; extensive support for metadata.

CONS: No Adobe Ultra; no HDV preview during capture; inaccurate audio; inelegant three-point editing controls.

OS X COMPATIBILITY: 10.4 (Tiger), 10.5 (Leopard)

PROCESSOR COMPATIBILITY: Intel

PRICE: \$799; upgrade, \$299

COMPANY: Adobe Systems, www.adobe.com

FULL REVIEW: macworld.com/4182

Refreshed Air

Can the new 1.86GHz MacBook Air compete with the MacBook? **BY JASON SNELL**

The new MacBook Air 1.86GHz looks identical to the original MacBook Air. But it's different inside, with a new processor, upgraded video circuitry, and a lot more. The upgrades made to the MacBook (■■■■; macworld.com/4061), however, threaten to further narrow the MacBook Air's limited appeal.

The MacBook Air has a stock Intel Core 2 Duo processor that offers more Level 2 cache (6MB instead of 4MB) and uses less power than the previous MacBook Air CPU. The frontside bus and memory architecture have been ramped up, and the Air now uses faster DDR3 memory modules.

Perhaps the most dramatic change is to the video subsystem. The previous Air was saddled with Intel's slow GMA X3000 graphics circuitry. The new Air's Nvidia GeForce 9400M is much faster. In our tests, the Air managed a Quake 4 frame rate of nearly 25 frames per second, more than six times the rate of the previous Air.

The fastest speed of the top-of-the-line MacBook Air increased by only 600MHz over its predecessor, from 1.8GHz to 1.86GHz; but with other improvements, the new Air felt noticeably faster. In our MacBook Air lab tests (macworld.com/4195), the new Air boasted a faster overall score in our Speedmark test suite than the previous model.

MacBook Air 1.86GHz



PROS: Weighs just 3 pounds; full-size keyboard; bright display; greatly improved graphics power.

CONS: Slower than much more affordable Apple laptops; unswappable battery; single USB port; no video adapters in box.

PRICE: \$2,499

COMPANY: Apple, www.apple.com

FULL REVIEW: macworld.com/4206

Cooler Air The 1.86GHz Intel Core 2 Duo in the new MacBook Air is a stock processor that uses less power than the custom-designed chip in the laptop's predecessor.



The original Air offered only two storage options: an 80GB hard drive or a 64GB solid-state drive. The new Air offers a relatively spacious 120GB hard drive or a 128GB solid-state drive.

The new Air connects to external displays with the new Mini DisplayPort adapter. However, if you have a DVI-D or VGA monitor, you'll have to shell out \$29 for an additional adapter for those interfaces. But you don't need an adapter to connect the Air to Apple's 24-inch LED Cinema Display (\$899).

Although the new Air lacks the clickable glass trackpad offered in both the new MacBooks and the latest MacBook Pro models (■■■■; macworld.com/4062), the Air hasn't completely missed that boat: it, too, boasts the new four-finger gestures that those models support.

The Air is still the slowest Apple laptop. And for the same \$2,499 you'd spend on a top-of-the-line 1.86GHz Air, you can get a 5.5-pound MacBook Pro with a bigger screen, a 2.53GHz processor, 4GB of RAM, a 320GB hard drive, and an additional, faster graphics processor.

Then there are the new MacBooks. Now clad in aluminum, the MacBook weighs half a pound less than the previous models, putting the new

Macworld Lab Test Speedmark 5 Test Results

MacBook Air Core 2 Duo/1.86GHz	174
MacBook Air Core 2 Duo/1.66GHz (Jan. 2008)	115
MacBook Air Core 2 Duo/1.8GHz (Jan. 2008)	125
MacBook Core 2 Duo/2.1GHz	179
MacBook Core 2 Duo/2.4GHz	212
PowerBook G4/1.67GHz	91

Reference systems are in italics. Speedmark 5 scores are relative to those of a 1GHz Core Solo Mac mini, which is assigned a score of 100. All systems were running Mac OS X 10.5.5, with 2GB of RAM.—MACWORLD LAB TESTING BY JAMES GAUBATH, CHRIS HOLT, AND JERRY JUNG

MacBook only a pound and a half out of reach of the 3-pound Air.

Macworld's Buying Advice

The MacBook is a better buy for all but the most extreme devotees of thinness and lightness. It's not that the MacBook Air is a bad laptop. It's just that Apple has made a faster, cheaper, and almost equally attractive model that costs hundreds less and weighs only 4.5 pounds. **X**

Jason Snell is Macworld's vice president and editorial director.

Come see us at **Booth #1020**, MacWorld Expo 2009.

TECHTOOL PRO 5

Problems?

Fix them yourself and save
money on costly repair bills.



Save Money! Install TechTool Pro Now!

- Keep your computer running smoothly.
- Help prevent problems in the future.
- Fix most of your problems on the spot.



Micromat, Inc., 5329 Skyline Blvd., Santa Rosa, CA 95403, USA
800-829-6227 707-566-3831 info@micromat.com www.micromat.com



ACADEMIC
SuperStore.com

campus**tech**
campustech.com

FRYS.COM
frys.com

Dr. Bott
drbott.com

BEST BUY
bestbuy.com

NEWARK
newark.com

MacMall
macmall.com

Apple
store.apple.com

microcenter
microcenterorder.com

©2009 Micromat, Inc. All rights reserved. TechTool is a registered trademark of Micromat, Inc. DiskStudio and Protege are trademarks of Micromat, Inc.

macworld.com/reviews

What we're reviewing online this month



SOFTWARE

After Effects CS4

RATING: **PRICE:** \$999 **COMPANY:** Adobe Systems **URL:** www.adobe.com

This major upgrade to After Effects lets you more easily search and navigate your project; import 3-D layers from Photoshop CS4 Extended; fine-tune your 3-D composites with separate x-, y-, and z-position keyframes; create new effects such as Cartoon and Turbulent Noise; and export complete projects to open and edit in Flash CS4 Professional. In addition, After Effects CS4 ships with a powerful new 2.5-D planar motion tracker to help you track hard-to-manage shots (macworld.com/4219).

BBEdit 9.0

RATING: **PRICE:** \$125 **COMPANY:** Bare Bones Software **URL:** www.barebones.com

BBEdit 9.0 boasts more than 120 new features and fixes compared with version 8.5. Many of them are relatively minor, but several will be of interest to all who use the program. The search windows for both Find and Multi-File Search are modeless, so you can move freely between an open document and the search window without closing the latter.

Find It Online

For expanded reviews, type the blue URL at the end of each summary into your browser's address bar.



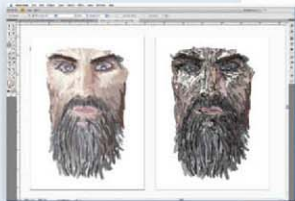
The new Scratchpad makes it easy to transform and edit text without opening a new document window. BBEdition's new text-completion feature works well in general but is less effective when you're entering code, especially HTML. Overall, BBEdition is one of our favorite programs, though it could still use some tweaking (macworld.com/4220).



Flash CS4 Professional

RATING: **PRICE:** \$699 **COMPANY:** Adobe Systems **URL:** www.adobe.com

With its revamped animation logic, substantial new animation tools, and radical interface redesign, Flash has a much more accessible environment for designers who want to create Web animations. Central to the transformation of Flash is the emergence of object-based animation: animation properties are now assigned to graphic objects. Not only can noncoders generate complex animations, but they can also access a set of motion presets that quickly apply common animation sequences to objects. The coolest new feature in Flash CS4 might



Illustrator CS4

RATING: **PRICE:** \$599 **COMPANY:** Adobe Systems **URL:** www.adobe.com

The biggest change to Illustrator is the addition of multiple art boards, which allow artists to create documents of up to 100 pages in length. However, Adobe's implementation will be unfamiliar to anyone who is used to other multipage publishing tools that manage pages for you. The new Blob Brush tool looks like other brush tools, but rather than stroking each path of your brush with a textured painterly shape as you lay on strokes, the tool automatically melds any overlapping paths into a single outlined form. Illustrator is a time-proven production drawing tool, and the new additions make CS4 a must-have upgrade (macworld.com/4223).

be the Bones tool, which uses inverse kinematics to animate a human body in motion (macworld.com/4223).

Jade Empire: Special Edition

RATING: **PRICE:** \$40 **COMPANY:** BioWare **URL:** www.jade.bioware.com

Inspired by Asian history and mythology, Jade Empire is a role-playing game that feels a bit hackneyed at times but is nonetheless an engaging and fun romp. You start out as the promising apprentice

Life moves fast. Grab it in **HD**



"Thanks Macworld."

Kodak EasyShare Zi6 Pocket Video Camera

- HD video (720p at 60 fps)
- Easy upload to YouTube with built-in USB and software
- Expandable SD/SDHC card slot up to 32 GB
- Edit and share videos in iMovie
- View on HDTV with included cables
- Rechargeable batteries and charger included
- Vibrant 2.4" LCD
- Slow motion playback

Compatible with
**iMovie, iDVD
& iTunes**



YouTube

Upload your videos to YouTube quickly and easily using the built-in USB and software

www.kodak.com/go/zi6

© Eastman Kodak Company, 2008. KODAK and EASYSHARE are trademarks of Eastman Kodak Company. iDVD, iMovie and iTunes are trademarks of Apple Inc. Simulated images.

**make
something**

Kodak

to a martial arts master, thrust into the limelight as you defend your town against invaders. Your actions set off a cascade of story elements that send up much of the convoluted plot devices you've seen in countless Hong Kong martial arts epics over the years. This version of Jade Empire has features you won't find in the original Xbox release, which is now more than three years old (macworld.com/4226).

QuickBooks 2009 for Mac

RATING:  **PRICE:** \$200 **COMPANY:** Intuit

URL: www.quickbooks.com

The latest version of Intuit's small-business accounting software features better iCal integration, better online banking support, and integration with XSilva's LightSpeed point-of-sale system. QuickBooks for Mac now includes the Centers feature, previously offered only in the Windows version. This feature gives you access to the details behind your business, and it's where you go to

access all your business reports and update or enter customer, vendor, company, and transaction information (macworld.com/4227).

HARDWARE

BlackBerry Storm

RATING: 

PRICE: \$200 **COMPANY:**

Research In Motion
and Verizon

URL: www.rim.com

What's great about the BlackBerry Storm is that it's not an iPhone clone, though it's clearly RIM's answer to the iPhone—the Storm has everything that was good in previous BlackBerry phones, and then some. The clickable touch screen works very well, and the Web browsing experience is vastly improved compared with that of



past BlackBerry devices. The contact management and synchronization tools are rock solid, as we've come to expect, and we can't fault the Storm's phone features either. You will need to purchase Mark/Space's The Missing Sync for BlackBerry program (\$40) to sync your Mac data to the Storm (macworld.com/4221).

Flip MinoHD

RATING:  **PRICE:**

\$230 **COMPANY:** Pure Digital

Technologies **URL:**

www.theflip.com

The latest entry in the mini-camcorder market, the Flip MinoHD records 60 minutes of video at 1,280 by 720 HD (720p) resolution. The camcorder has a hidden USB connector that flips out and built-in software for basic editing. Generally, the Flip MinoHD's video is warm, with a



iLugger.com/Macworld

Carrying case for 17, 20, and 24 inch iMac
in assorted colors.



slight yellow cast. In bright sunlight, the camcorder does a good job of not blowing out colors, and it also does well with low-light recording. The MinoHD is likely to appeal to young people looking for a fun camcorder (macworld.com/4222).



iP99BR Clock Radio and Audio System for iPhone

RATING: **PRICE:** \$150 **COMPANY:** iHome
URL: www.ihomeaudio.com

The iP99BR iPod-compatible alarm clock is compact, provides good sound, has plenty of useful features, and sports

a relatively easy-to-use interface. The front liquid-crystal display has eight different levels of illumination, and its numbers are large and easy to read. Despite the fact that the iP99BR bills itself as iPhone-compatible, the iPhone still prompts you to switch into Airplane Mode when you dock it in the unit. If your iPhone is set to ring, that ring will play through the iP99BR's speakers (macworld.com/4225).



Sonos Speaker Bundle 150 with Sonos ZoneBridge 100

RATING: **PRICE:** \$1,248 **COMPANY:** Sonos
URL: www.sonos.com

This is one of the best systems available for playing your digital music collection

in multiple rooms. You use an iPod-like controller to navigate easily through your iTunes library (you can play only songs without DRM copy protection), and the system can wirelessly transmit the music to other stations. New features include the ability to schedule music index updating; smooth integration with Internet radio; a Controller for iPhone; and more (macworld.com/4228).

WorkForce 600

RATING: **PRICE:** \$200 **COMPANY:** Epson
URL: www.epson.com

This multifunction device, with a copier, scanner, fax, and photo printer, is ideal for a home office or small business. Our time tests revealed the WorkForce 600 to be one of the fastest ink-jet printers we've seen. The device also produces strong color prints, and the very good scanner replicates colors well, although it dropped the lightest shades of gray (macworld.com/4230).

Belight
SOFTWARE

Macworld booth
Conference & Expo # **S 337**

www.belightsoft.com



Products that ROCK!

(for your digital lifestyle)



ifrogz

EarPollution NervePipes



Eyeball Mic with Webcam



Blackmagicdesign

Video Recorder



IPEVO

TR-10i iChat Speakerphone



Brenthaven
zero impact

MetroLite Backpack



case-mate

Naked Case for iPhone 3G



Ten
1

Ten One Design

Pogo Stylus for iPhone



matias

Bluetooth Folding Keyboard



Blue

Mikey iPod Mic



softpress

Freeway 5 Web Design Software

Dr. Bott



Switch Messenger Bag

ZEISS

Cinemizer Video Glasses



Laptop Cooling Heatshift Pad



nekFIT for iPod nano 4G



iPack UPS



Bookendz for MacBook



Snow Portfolio for iPod touch 2G



mini Shelf



Luxe for iPhone 3G



Rivet Hardshell Backpack

Visit the Dr. Bott booth (#1912) and store at Macworld Expo for these products and more.
Dr. Bott distributes compelling Mac, iPod and iPhone products to resellers worldwide.
Find a reseller at <http://www.drbot.com/local> • Or call 800.541.1167

Top Products

Your guide to the best hardware we've tested. See more at macworld.com/reviews.

CAMCORDERS High Definition				
PRODUCT	RATING	PRICE	TYPE	FIND CODE
 Vixia HV30 (pictured) www.canon.com	★★★★	\$580	MiniDV	3708
HDR-SR11 HandyCam www.sony.com	★★★★	\$745	hard drive, Memory Stick	3731
Z16 www.kodak.com	★★★★	\$165	mini camcorder	4074

HARD DRIVES Desktop and Portable				
PRODUCT	RATING	PRICE	TYPE	FIND CODE
 My Book Studio Edition (pictured) www.westerndigital.com	★★★★	\$169	desktop	3295
FreeAgent Desk www.seagate.com	★★★★	\$160	desktop	4167
Mercury On-The-Go www.macsales.com	★★★★	\$179	portable	4258

SCANNERS Document and Flatbed				
PRODUCT	RATING	PRICE	TYPE	FIND CODE
 ScanSnap 5510M (pictured) www.fujitsu.com	★★★★	\$366	document	3321
Perfection V300 Photo www.epson.com	★★★★	\$99	flatbed	4071

DIGITAL CAMERAS Point-and-Shoot				
PRODUCT	RATING	PRICE	TYPE	FIND CODE
 Casio EX-z250 (pictured) www.casio.com	★★★★	\$200	9.1-megapixel	4256
PowerShot SD880 IS www.canon.com	★★★★	\$246	10-megapixel	4257

DVD BURNERS Portable and Desktop				
PRODUCT	RATING	PRICE	TYPE	FIND CODE
 Portable DVD:RW w/ LightScribe (pictured) www.bclie.com	★★★★	\$138	portable	3878
d2 DVD:RW w/ LightScribe www.bclie.com	★★★★	\$112	desktop	3900

Laser Printer: C6150dn

RATING: ★★★★★ PRICE: \$527 COMPANY: Oki Data URL: www.okidata.com FIND CODE: 3899

Why We Like It:

The Oki C6150dn produces great-looking prints and includes built-in duplexing. It also has easy network connectivity and quick printing speeds. It's particularly ideal for printing top-quality brochures and handouts with photographic elements. In our timed trials, the C6150dn produced quality text in record-setting time.



ALSO CONSIDER: HL-4070CDW, ★★★★★, \$488; macworld.com/3385 | Phaser 6180/DN, ★★★★★, \$438; macworld.com/3807

Laser Printer Shopping Guide

- Duplexing allows units to print on both sides of the page simultaneously. This is a practical feature for users who want to maximize speed and efficiency.
- Speed and text quality are key factors to consider for a laser printer. A quality laser printer typically prints 10 pages in around 30 to 45 seconds and gets at least a Very Good rating in our text-quality jury test.
- Most quality laser printers cost \$400 to \$600 and come with longer warranties than typical ink-jet printers. They are also usually on the heavy side (around 50 pounds).

TOP PRODUCTS are those we've recently reviewed in a comparison of like products. As new products become available, we'll update this list. For longer reviews of these products and for other product recommendations, go to macworld.com/reviews. All prices are the best current prices taken from a PriceGrabber survey of retailers as of December 9, 2008. **FIND CODES:** In a browser's address field, typing in find codes after macworld.com quickly takes you to a product's review or overview. For example, you can find our review of the Oki C6150dn at macworld.com/3899.



PRINTERS Multifunction

PRODUCT	RATING	PRICE	TYPE	FIND CODE
Pixma MX850 (pictured) www.canon.com	★★★★	\$188	ink-jet	3593
Photosmart C780 MFP www.hp.com	★★★★	\$188	ink-jet	3581
Stylus Photo RX680 www.epson.com	★★★★	\$91	ink-jet	3458



MONITORS Wide-Screen

PRODUCT	RATING	PRICE	TYPE	FIND CODE
324 LCD Monitor (pictured) www.acer.com	★★★★	\$902	24-inch display	3896
LP3065 Monitor www.hp.com	★★★★	\$899	30-inch display	2509
MultiSync 3090WQXi www.enedisplay.com	★★★★	\$2,233	30-inch display	3770



DIGITAL CAMERAS SLRs

PRODUCT	RATING	PRICE	TYPE	FIND CODE
EOS Rebel XSi (pictured) www.canon.com	★★★★	\$570	12-megapixel	3898
Nikon D40 DSLR www.nikonusa.com	★★★★	\$335	6.1-megapixel	2498
Nikon D300 DSLR www.nikonusa.com	★★★★	\$1,590	12.3-megapixel	3434



PRINTERS Ink-Jet

PRODUCT	RATING	PRICE	TYPE	FIND CODE
PictureMate Zoom PM 290 (pictured) www.epson.com	★★★★	\$212	compact; photo	3102
Pixma MP480 www.canon.com	★★★★	\$100	multifunction; photo	4165
Stylus Photo 1400 www.epson.com	★★★★	\$179	large-size photo	2924

APPLE Macs

PRODUCT	SPECS	RATING	PRICE	DISPLAY	SPEED-MARK 5*	FIND CODE
DESKTOP						
iMac 	Intel Core 2 Duo/2.4GHz	★★★★	\$1,049	20 inches	230	3597
	Intel Core 2 Duo/2.66GHz	★★★★	\$1,335	20 inches	254	3598
	Intel Core 2 Duo/2.8GHz	★★★★	\$1,699	24 inches	268	3599
Mac mini 	Intel Core 2 Duo/1.83GHz	★★★★	\$549	not included	159	3030
	Intel Core 2 Duo/2GHz	★★★★	\$750	not included	172	3031
Mac Pro 	Intel Xeon/two quad-core 2.8GHz	★★★★	\$2,589	not included	314	3363
PORTABLE						
MacBook 	Intel Core 2 Duo/2.1GHz	★★★★	\$850	13 inches	180	3464
	Intel Core 2 Duo/2.0GHz	★★★★	\$1,224	13 inches	195	4186
	Intel Core 2 Duo/2.4GHz	★★★★	\$1,449	13 inches	212	4187
MacBook Air 	Intel Core 2 Duo/1.6GHz	not yet rated	\$1,250	13 inches	N/A	4191
	Intel Core 2 Duo/1.86GHz	★★★★	\$2,399	13 inches	174	4192
MacBook Pro 	Intel Core 2 Duo/2.4GHz	★★★★	\$1,810	15 inches	215	4188
	Intel Core 2 Duo/2.53GHz	★★★★	\$2,205	15 inches	231	4189
	Intel Core 2 Duo/2.5GHz	★★★★	\$2,320	17 inches	252	4259

N/A—not applicable *Speedmark is Macworld Lab's standard test tool for benchmarking systems running Mac OS X 10.5 (Leopard). For information on Speedmark testing, go to www.macworld.com/speedmark.

APPLE iPods

PRODUCT	SPECS	RATING	PRICE*	DISPLAY	PERFORMANCE	FIND CODE
iPODS						
iPod classic 	120GB	★★★★	\$240	2.5-inch color	36 hours of music playback; 6 hours of video playback	3863
iPod touch 	8GB	★★★★	\$210	3.5-inch color	36 hours of music playback; 6 hours of video playback	3864
	16GB	★★★★	\$240	3.5-inch color	36 hours of music playback; 6 hours of video playback	3865
	32GB	★★★★	\$370	3.5-inch color	36 hours of music playback; 6 hours of video playback	3866
iPod nano 	8GB	★★★★	\$130	2.4-inch color	24 hours of music playback; 4 hours of video playback	3867
	16GB	★★★★	\$174	2.4-inch color	24 hours of music playback; 4 hours of video playback	3868
iPod shuffle 	1GB	★★★★	\$40	none	12 hours of music playback	2238
	2GB	★★★★	\$58	none	12 hours of music playback	3470
IPHONE						
iPhone 3G 	8GB	★★★★	\$199	3.5-inch color	5 hours of 3G internet; 8 hours of 3G talktime	4184
	16GB	★★★★	\$299	3.5-inch color	5 hours of 3G internet; 8 hours of 3G talktime	4185

*iPod shuffle prices are from a PriceGrabber survey of retailers as of December 9, 2008. All other iPod prices are based on direct purchase from the Apple Store.



Click and save. Go to www.crucial.com/macworld

Your Mac® can go further. So can your money.

You would love a new Mac system, but you're finding it tough to find the money in the budget.

Here's a solution. A simple RAM upgrade from Crucial can give you what you're waiting for, at a fraction of the price of buying new. That means you can enjoy more speed, easier multitasking, enhanced multimedia experience, and more—all without breaking the bank. Plus, our OEM-quality memory features limited lifetime warranties, great technical support, and free shipping.*

Find out what a memory upgrade can do for you;
Crucial is the solution that makes sense.

Go to: www.crucial.com/macworld to learn more.

crucial[™]
The Memory ExpertsSM

*For a limited time, place an order over \$40 at www.crucial.com/macworld and get free shipping (7-12 business days) within the contiguous U.S.

©2008 Lexar Media, Inc. All rights reserved. Information is subject to change without notice. Crucial, the Crucial logo, and The Memory Experts are trademarks and service marks of Micron Technology, Inc. All other trademarks are the property of their respective owners. Lexar Media, Inc. is a subsidiary of Micron Technology, Inc. Lexar Media, Inc. is not responsible for omissions or errors in typography or photography. Ad expires 30 days after publication.

Mac Gems

Get more and expanded reviews at macworld.com/macgems BY DAN FRANKS



Bulk File Handling The Big Mean Folder Machine cuts your file-management tasks down to size.

UTILITY

The Big Mean Folder Machine 1.5.1

RATING: **PRICE:** \$15 **COMPANY:** Publicspace .net **URL:** www.publicspace.net

The Big Mean Folder Machine (BMM) makes organizing huge file collections a snap. The program can help you with all your filing needs, walking you through the process step-by-step; for instance, BMM lets you easily sort hundreds of photos into folders by date, or organize files in various folders and then merge them into a single folder.

To split files between folders, you simply drag the folder containing the

files into the BMM window and then choose to divide the files up by date, number of files, folder size, or other criteria. You then choose how to name the resulting folders. You can even create subfolders within each folder based on different sorting criteria. You can also determine how BMM deals with duplicate file names—for example, by appending a unique character such as a sequential letter or number (a, b, c, or 1, 2, 3) to each duplicate file name. Once you choose the destination folder for your new folders and specify whether to

move or copy the files, a useful preview mode shows you what the resulting folders will look like. The actual file manipulation takes only a few seconds, even for hundreds of files.

For example, after I copy photos from my digital camera to my hard drive, I have a single folder with hundreds of images. I then store the photos in an archive organized by date—a single subfolder for each day. I use BMM to automate the process.

Similarly, you can merge files from multiple folders into a single folder. You drag the source files into the program's window and then choose a single destination folder.

BMM currently lacks a few minor features; for example, you can't save frequently performed operations for easy repeated use (the developer is currently working on such an option). Still, for people who work with large groups of files, BMM can be a real time-saver.

E-MAIL

Mail Act-On 2.0.1

RATING: **PRICE:** \$25 **COMPANY:** index software **URL:** www.index.ca

Mail Act-On, a handy plug-in for Apple's Mail, lets you use your keyboard to invoke mail rules. The latest version offers many new features, easier rule creation, and better performance compared with the version I reviewed three years ago (1.1.3).

Like the original version, Mail Act-On 2.0.1 lets you apply specific Mail rules to selected messages at any time. This means that anything you can do with a rule in Mail—move, copy, forward, redirect, reply to, or delete a message; set the color or the read or flagged status of a message; or even run an AppleScript—you can do via the keyboard.

You do this by bringing up Mail Act-On's Rules menu (accessed via F2



Mail Automation Mail Act-On lets you use your keyboard to apply rules, file messages, and much more.

by default), which shows the rules you've created. Press the shortcut key for a rule to apply it to the selected message(s). (If you add the control key to a rule's shortcut, you don't even have to bring up the menu first.) Because these are rules, their actions apply only to those messages that fit the particular criteria you've defined.

My favorite new feature is the ability to quickly move messages to a particular folder, even if you haven't defined a rule for this task. You just press a keyboard shortcut (F3 by default), type the first few letters of the folder name to select the folder, and then press return.

Another great new feature is Outbox Rules, which allows you to apply rules to messages as you send them. For example, if you use Mail for both work

and personal e-mail, Mail Act-On can automatically file outgoing e-mail sent from your work account into a Work Sent folder. Also, a new Undo command can reset affected messages to their original states (and, if a rule moved them to another place, send them back to their original location). Mail Act-On now integrates with the developer's own Mail-Tags (\$30), which lets you tag messages with Spotlight-searchable keywords or categories, as well as add notes, priorities, and due dates. If you spend a lot of time in Mail, Mail Act-On is a must-have.

IPHONE

DiskAid 1.5

RATING: **PRICE:** free **COMPANY:** DigiDNA

URL: www.digidna.net

A common complaint about the iPhone and the iPod touch is that, unlike other iPods, neither one offers Disk Mode—a way to use the device as a removable storage device. I previously covered PhoneView (; macworld.com/4176), a utility that provides such functionality, as well as a number of other useful phone and contacts features. If all you need are the file-transfer features and you don't feel like paying \$20 for PhoneView, DiskAid may be the answer—and it's free.

Once you launch DiskAid and connect your iPhone or iPod touch to your Mac through the standard USB dock-connector cable, DiskAid displays the contents of the device's Media Folder. Although you should leave the existing contents alone, you can copy a file or folder to your iPhone or iPod touch by dragging it into the Copy To Device button. Similarly, to copy data from the device to your Mac, you either drag the file or folder from the Disk Aid window to a folder on your Mac, or select the file or folder and then click on the Copy To

Folder button. You can also create new folders on, and delete files and folders from, your iPhone or iPod touch.

DiskAid isn't as polished as PhoneView: for example, it doesn't let you rename a folder on the iPhone once you've created it; occasionally, creating a new folder takes several tries; and it doesn't let you drag and drop files within the DiskAid browser to reorganize them. On the other hand, DiskAid is available for Windows, so you can also access your iPhone- or iPod touch-hosted files from Windows PCs.

Senior Editor **Dan Frakes** is always looking for great, low-cost products. Send your comments and suggestions to macgems@macworld.com.

Fluid 0.9.4.1

Rumor has it that Safari 4 (not yet released) will let you turn a particular Web page into a stand-alone application (also known as a site-specific browser, or SSB). But why wait when you can do it now, with Todd Ditchendorff's Fluid (; macworld.com/4246). Built around Safari's open-source Web-browser engine, Fluid effortlessly converts any URL into its own OS X program. Just launch Fluid, enter the URL you'd like to convert to a program, name it, specify where you want to save it, and pick an identifying icon. Click on the Create button, and you'll have your own SSB.

You launch the SSB as you would any other program, and it opens in its own window. Because the SSB is a real program, it will appear in the Dock, you can store it in the sidebar or toolbar of Finder windows, and it even has its own preferences.

I use Fluid for sites such as Google Finance; I can leave my Google Finance SSB running as I switch between browsers during the course of the workday.—**ROB GRIFFITHS**



iPod Thumb Drive If you wish that your iPhone or iPod touch featured Disk Mode, DiskAid can help.

Come see us at booth #420 at Macworld Expo



WireTap Studio

Record. Edit. Play.

"If you're in the market for a tool for capturing audio and moderately editing the results, look no further than WireTap Studio."

- Christopher Breen, Macworld

"WireTap Studio is dead simple to use: select an audio source, record, do any editing and post-production that needs to be done, and then save the file one of a variety of formats."

- Jason Tucker, Blogger & Podcaster Magazine



"The design and feature suite for WTS seem to say 'Give me a chance to make it easier to get this right,' and that's a big plus in any field of endeavor -- it's a shame they don't make marriage counseling software."

- Michael Rose, The Unofficial Apple Weblog (TUAW)

"WireTap Studio is a fantastic tool for audio capture, arguably the best available for the Mac..."

- Kirk Hiner, Applelinks.com

It's creating quite a buzz.

Download your free trial now: <http://www.AmbrosiaSW.com/MW>

AMBROSIA
SOFTWARE INC



WireTap Studio requires a Mac with an Intel, PowerPC G5, or PowerPC G4 (1GHz or faster) processor and Mac OS X 10.4 or later. WireTap Studio, Ambrosia Software, Inc., and the Ambrosia Software logo are registered trademarks of Ambrosia Software, Inc. All other brand, product, service, and feature names or trademarks are the property of their respective owners.



THE 24TH ANNUAL

Editors' Choice Awards

The Mac market had a great 2008. Reliable hardware suppliers like Canon, Epson, Logitech, and NEC, as well as a crowded field of Mac developers large and small, gave us a

huge assortment of new products to sort through when it came time to bestow our Editors' Choice Awards. In the end, we whittled that list down to 20 products (released between November 1, 2007, and November 1, 2008) that

we believe represented the best of the Mac market.

And what of Apple? It released new MacBooks and iMacs and updated the entire iPod line, and our reviews department lauded almost all of them. But when it came time to choose Eddy winners, we decided that most of those new Apple products were really only improvements—albeit very nice improve-

ments—on products we'd already lauded in previous years. It's hard to give awards to upgrades when you liked the originals so much.

The new Apple products that we thought were the strongest contenders for Eddys were the much

ballyhooed iPhone 3G and the new iPod touch. But the more we discussed those two products, the more we realized that what we really liked about both was the software they had in common: the new iPhone 2.1 operating

system. That mobile OS (along with the third-party apps it enabled) made Apple's smart phone and the iPod touch more truly useful than they'd ever been before. So that OS was the one Apple product we thought was worthy of an Eddy Award this year. We liked the new phones and iPods; we loved their new software.

Our picks for the
best products
of the year

BY MACWORLD STAFF

Hardware



DISPLAYS

NEC MultiSync 3090WQXi

\$2,200 | NEC | WWW.NECDISPLAY.COM

Sure, 30-inch wide-screen LCD monitors are aimed at a niche market—professionals whose work demands color accuracy. But the NEC MultiSync 3090WQXi (★★★★; macworld.com/3770) is still the nicest display we saw this year. It may be more expensive than Apple's 30-inch Cinema HD display, but it features a wider viewing angle, a higher contrast ratio, and an adjustable height, and it has a longer warranty than Apple's largest display does. And that wide viewing angle makes it a great collaboration tool; folks gathered around the screen will see the same colors from almost any angle. The monitor can display 16.7 million colors (8 bits), and it boasts a 12-bit Look Up Table that gives it an enormous palette of 68.5 billion colors. The 3090WQXi also includes NEC's X-Light Pro technology, which uses an internal backlight sensor to monitor and correct light output over the display's life span. For pros who want a large canvas that doesn't compromise on color accuracy and performance, the NEC MultiSync 3090WQXi sets a new standard.

—JAMES GALBRAITH

PRINTERS

Epson Stylus Photo R1900

\$550 | EPSON | WWW.EPSON.COM

For years, if you wanted the best-possible glossy prints, you had to buy a dye-based printer. The Epson Stylus Photo R1900 ink-jet (★★★★; macworld.com/3649) changes all that. It produces the best glossy photos we've seen from any printer priced under \$1,000. On Epson's Premium Glossy and Premium Luster papers, images really pop; this printer does a great job on matte and fine-art papers, too. The R1900 uses seven pigment inks to produce long-lasting, borderless photographic prints at sizes up to 13 by 19 inches. (An eighth cartridge contains a special gloss optimizer, which eliminates the bronzing that can afflict pigment-based prints on glossy papers.) The R1900 is speedy, too, so it's an ideal printer for someone looking to get into archival, pigment-based photo printing. And at \$550, it's one of the lowest-priced pigment printers available. If you love the look of glossy photos, there's no better printer on the market right now.—JG



PRINTERS

Canon Pixma MX850

\$200 | CANON | WWW.CANON.COM

Versatility is a good thing in a multifunction device, and Canon's Pixma MX850 (★★★★; macworld.com/3593) is one of the most versatile multifunctions out there. Its five-color print output rivals that of a low-cost laser, and it produces better-quality photos than most multifunctions do. It has plenty of features that small businesses will appreciate, such as an automatic document feeder for the copier, a duplexer for printing double-sided documents, and a fax machine. With its memory-card slots, PictBridge for connecting a digital camera directly, and a 4,800-by-9,600-dpi scanner, it will please creative types, too. The MX850 has an easy-to-use control panel for accessing the options, or for printing and scanning without your Mac. It's plenty fast, too—in other words, it's pretty much everything you want in a multifunction.—ROMAN LOYOLA

Now available in the USA

MoneyWorks®

Seriously Good Accounting Software
for your company



www.moneyworks.ca

info@moneyworks.ca

800-818-6955

Cognito
systems inc.

Visit us at Macworld in the South Hall booth 2505

Your iPhone® Idea to Cash Flow in 3 Steps

- 1 Bring your iPhone application idea to Zco
- 2 Zco develops, deploys** & supports your app
- 3 Sit back and collect monthly checks 😊



Visit Us @ Booth 331 at Macworld

Zco

20 years of providing high quality service

www.zco.com 603.881.9200

*We custom develop Windows, Mac, iPhone, Blackberry and Android software

**Zco will place your app in Apple's App store and provide customer support

i-Visor™ PRO LS

When critical viewing of the
images on your laptop is a must,
Our patented i-Visor™ products
offer you the best solution!

USED BY:

- Professional Photographers
- Graphic Designers
- Astronomers
- Forensic Scientist
- Traveling Executives
- Or... just someone trying to enjoy a movie on their laptop!

ONLY
\$159.99
TV1122



Dark Cloth!

Stylish Design!



To order your i-Visor PRO LS or see our other great viewing products, visit

www.seaportdigital.com

Scrivener

for Mac OS X



Outline. Edit. Storyboard. Write.

"The biggest software advance for writers since the word processor."

• Michael Marshall Smith,
best-selling author of *Spares* and *The Straw Men*

"As a writer's application, Scrivener is near perfect."

• Neil Cross, screenwriter for the acclaimed BBC series *M1-5*

"Finally a true word processor for authors has arrived."

• David Hewson, author of the best-selling Nic Costa series of novels

"Scrivener has so many useful features, almost too many to list."

• Mike Sussman,
writer-producer, Sam Raimi's *Legend of the Seeker*, *Star Trek: Voyager*, *Enterprise*

15% off Coupon Code: 'MACWORLD' available until end of February



Free 30-day trial
available for download



Macworld
2011

Only \$39.95

<http://www.literatureandlatte.com/scrivener.html>

ETYMOLOGIC
hf
5
GEN



The next generation of in-ear earphones

*You know your music.
Etymotic knows your ears.*

In-ear invented here.
Visit etymotic.com
Available at

amazon.com

FEATURES Editors' Choice Awards

Hardware CONTINUED



VIDEO **Kodak Zi6**

\$180 | KODAK | WWW.KODAK.COM

While the improved image quality of high-definition video is a very good thing, the prices for HD camcorders—which hover near \$1,000—are less appealing. So when you hear that you can buy Kodak's Zi6 HD mini camcorder (■■■■; macworld.com/4074) for just \$180, you'll likely think that it's too good to be true. (Pure Digital's Flip Mino went HD too late for 2008 Eddy Award eligibility.) While it's not the perfect camcorder, the Zi6 does indeed shoot good-looking video at 720p resolution. The unit itself, available in black or pink, is pocket-size, so you can bring the Zi6 with you almost anywhere you might want to capture a moment. Videos are recorded in H.264 format, so you can copy them to your Mac over USB and watch them using QuickTime, or import them into iMovie or Final Cut Pro for editing. The Zi6 obviously doesn't have all the features of a full-size HD camcorder. But its price makes HD video possible for a lot more people.—RL

CAMERAS

Canon EOS Rebel XSi

KIT, \$800; BODY ONLY, \$700 |
CANON | WWW.CANON.COM

Canon was the first company to offer a digital SLR camera for less than \$1,000. Since that first Rebel burst onto the scene, the market for sub-\$1,000 DSLRs has grown much more crowded. But with the release of the EOS Rebel XSi (■■■■; macworld.com/3898), Canon has once again redefined the category. It would be easy to call the Rebel XSi a "beginner DSLR," because of the camera's price and its position in the product line. The fact is, the XSi's image quality is as good as that of Canon's EOS 40D, even though the XSi costs almost \$350 less. It has a larger LCD than previous Rebels, and a Live View feature allows you to use that large LCD to frame your shot. The XSi comes with a 12-megapixel sensor and a Digic III image processor (up from the 10 megapixels and Digic II processor in the previous generation of the Rebel line), as well as a much improved 18mm–55mm kit lens. Canon has also tweaked the body and handgrip, making the Rebel XSi more comfortable to handle. Even in an increasingly crowded market, the Rebel XSi is hard to beat.—JG



PHOTOGRAPH BY PETER BEAUGER

CAMERAS

Nikon D300

\$1,800 | NIKON | WWW.NIKONUSA.COM

After years of being dominated by Canon in the digital SLR market, Nikon struck back with the midrange D300 (★★★★; macworld.com/4248). This \$1,800, 12.3-megapixel camera has a 14-bit sensor, which produces great image quality. Its important controls (ISO, white balance, exposure, shooting modes, and focus) are easily accessible; if you need more control, the menus are packed with options. The D300's bright, crisp three-inch LCD display offers detailed information but can also be used as a viewfinder. For shooters ready to move up from entry-level DSLRs, the D300 is a great next step.—CHRISTOPHER BREEN



INPUT

Logitech diNovo Edge Mac Edition

\$160 | LOGITECH | WWW.LOGITECH.COM

We've been waiting for a Mac-compatible version of Logitech's acclaimed diNovo Edge keyboard since the Windows model was released back in 2006. We finally got it in 2008, and the diNovo Edge Mac Edition (★★★★; macworld.com/3974) was worth the wait. It includes a slew of Mac-specific functions, dedicated iTunes-playback buttons, a built-in trackpad, a touch-sensitive volume slider, and top-notch key feel. And get this: it costs \$20 less than the Windows version.

—DAN FRANKS



Apple Design Award
Best Mac OS X Universal Application
2007 Macworld



Money. Management.

iBank™

Simplify your financial life: track bank accounts, credit cards, investments and loans. Plan budgets and analyze cash flow. Direct downloads, iPhone sync and lots more!

DOWNLOAD A FREE TRIAL TODAY.

www.ibank3.com



IGG SOFTWARE



Fry's ELECTRONICS



OfficeMax



TEKSERVE

amazon.com

Office DEPOT


Apple Stores

Software

OPERATING SYSTEM
iPhone 2.1

FREE | APPLE | WWW.APPLE.COM

Apple shipped two great updates to its portable devices this year: the iPhone 3G and the second-generation iPod touch. The biggest improvement in both was in the software that runs them. Earlier versions of the iPhone OS hinted at what was to come; iPhone 2.1 delivered. Not only does it provide new features (Exchange support, batch deletion of Mail messages, refined location services), but it's also snappier and more stable. Most important, it supports third-party applications. iPhone 2.1 turned a pair of great devices into a true platform.—DAN MOREN

PHOTOGRAPHY
**Photoshop
Lightroom 2.0**

\$299 | ADOBE | WWW.ADOBE.COM

Photoshop Lightroom was a solid application when it was first released in 2007. Lightroom 2.0 (★★★★; macworld.com/3873) is even better. Many of its improvements are small ones in the areas of usability and productivity, but together they make managing your photos much easier. Adobe has also significantly expanded Lightroom's editing functionality, so you can do without a separate photo editor. The update works smoothly with you to organize and edit your photos. By focusing on improving the little things, Adobe has intelligently upgraded an already strong product.—JACKIE DOVE

WEB
CSSEdit 2.6

€30 | MACRABBIT | WWW.MACRABBIT.COM

CSSEdit (★★★★; macworld.com/3379) isn't a full-blown Web design program like Adobe Dreamweaver. Instead, it focuses solely on helping you create Cascading Style Sheets (CSSs), which let you write formatting code once and then reuse it. CSSEdit

provides an efficient, straightforward workflow: its Live Preview feature lets you quickly see how changes will affect Web templates. Its X-Ray mode allows you to click on different points on a page to reveal underlying selector information—a godsend when you're troubleshooting CSS. And if you're performing a complete site redesign, CSSEdit makes the job easier by letting you extract all the style sheets used by a Web page and open them as separately named local files. CSSEdit may be a specialized tool, but it's one that belongs in any Web designer's tool kit.—RL

WEB
Flock2

FREE | FLOCK | WWW.FLOCK.COM

Flock 2.0 (★★★★; macworld.com/3381) is a browser built specifically for the increasingly social Web. It has tabs for logging in to MySpace, Twitter, and Facebook and messaging friends. Its Photo Uploader supports popular image-sharing sites. Bloggers can quickly log in to LiveJournal, TypePad, WordPress, or Blogger, then post entries directly from the browser. Throw in an RSS reader for tracking your news feeds, and you have a one-stop app for Web 2.0.—PHILIP MICHAELS



iPhone photo by iVette Belanger

WEB

Freeway 5 Pro

\$249 | SOFTPRESS SYSTEMS |
WWW.SOFTPRESS.COM



When it's time for you or your business to create or update a professional-looking Web site, you could either hire a designer or do it yourself. Freeway 5 Pro (★★★★; macworld.com/3932) makes that second option more feasible for more people, helping you get professional-looking results without hand-coding. That's because Freeway is an HTML generator, not an HTML editor: You design your site visually, and Freeway then creates the code. If you want to, you can add your own PHP, CSS, JavaScript, and Server Side Includes, or create a pure CSS site. Freeway Pro looks and feels like an Apple app, so it's easy to pick up and learn, making it a great choice for anyone who wants pro results.—DANIEL R. MILLER

UTILITIES

AppleJack 1.5

PAYMENT REQUESTED | APOTEX | APPLEJACK.SOURCEFORGE.NET

If your MacBook is misbehaving, you might reach for your OS X Install disc to run some tests. But what if you don't have the disc with you? That's what makes AppleJack (★★★★; macworld.com/4249) so handy. Once it's installed, you just start your Mac in single-user mode (by holding down ⌘-S at startup), and AppleJack lets you perform a slew of troubleshooting tasks (such as repairing your hard drive, testing RAM, and validating preferences files). And because it's available before OS X's GUI loads, AppleJack works even when you can't boot into OS X—DF



WWW.MACESSITY.COM

Software CONTINUED

UTILITIES

BusySync 2.1

\$25 | BUSYMAC | WWW.BUSYMAC.COM

With its new version of iCal and support for CalDAV servers, Leopard was supposed to make it easy to share our calendars. That promise hasn't really worked out. But BusyMac's excellent BusySync (★★★★; macworld.com/3930) finally makes it a reality, enabling you to sync your private calendar with family members and your work calendar with coworkers, all via a simple interface. You can sync calendars across a LAN or the Internet, and the programs also syncs with Google Calendar; since it uses iCal, your calendars sync with your iPhone, too. BusySync doesn't quite get us all the way to calendar heaven, but it brings us a darn sight closer than Leopard did this year.—JASON SNELL

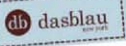


UTILITIES

Fusion 2.0

\$80 | VMWARE | WWW.VMWARE.COM

If you want to run Windows, Linux, or other operating systems on an Intel-powered Mac, VMware Fusion 2.0 (★★★★; macworld.com/4254) is, for now, the best way to do so. The latest version improves on the first in several ways. Unity mode now works on multiple screens. You can mirror Mac folders to your virtual Windows machine, open Mac documents with Windows apps (and vice versa), print simple documents without installing Windows drivers, and import Boot Camp installations. And despite its many improvements, Fusion 2.0 actually requires less CPU power than its predecessor.—ROB GRIFFITHS



What's in my Slipper Case?

iPhone
for taking pictures
of everything New York



MetroCard
to explore New York
as the locals do



Credit Card
for shopping, dining, and
taking the ladies out



The **Slipper Case** for the
iPhone and iPod Touch
—and everything else.

Also available in black and red.
www.dasblau.com



Introducing the **Sleeve** for the
MacBook and MacBook Air
—and everything else.

Email us at sales@dasblau.com for details.

THE GAME **HALL OF FAME**

While iPhone games garnered more attention, it wasn't a bad year for Mac games, either. Four standouts merit entry into the Macworld Game Hall of Fame.



Call of Duty 4

Call of Duty 4: Modern Warfare

While previous installments of the Call of Duty series were set in World War II, Call of Duty 4: Modern Warfare (★★★★; macworld.com/4066) is set squarely in the present, but it retains the series' trademark engrossing story lines. (\$55; Aspyr Media; www.aspyr.com)

Eve Online

Eve Online (★★★★; macworld.com/4252) is a massively multiplayer online game set in

a distant galaxy thousands of years in the future. It doesn't force rigid missions on you; you can do anything from mining asteroids to fighting battles involving hundreds of ships. The game suffers from some technical glitches (hence the rating), but it's still one of my favorite games of the past year. (\$20 for first 30 days, \$15 per month thereafter; CCP Games; www.eve-online.com)

FlatOut 2

The spiritual successor to games like Carmageddon, the Mac conversion of the auto-racing game FlatOut 2 (★★★★; macworld.com/4253) fills the tracks with other computer-controlled cars and destructible objects; you get points for the damage you do to other drivers and the environment. This well-crafted Mac port is



flat-out fun. (\$40; Virtual Programming; www.vpltd.com)

Guitar Hero III: Legends of Rock

The Guitar Hero franchise has been a phenomenon on consoles since 2005. Thanks to Aspyr Media, it's now available on the Mac. As in the other Guitar Hero versions, in Guitar Hero III: Legends of Rock (★★★★; macworld.com/3382) you use a USB game controller shaped like an electric guitar to "play along" with colored notes that appear on screen. Succeed, and you garner endorsement deals, money, and access to bigger venues; fail, and you get booted off stage. It's one of a kind. (\$80; Aspyr Media; www.aspyr.com)—PETER COHEN



introducing **Podium**

*The one
New Year's Revolution
you're sure to keep*

*"The iPhone has revolutionized the way we communicate,
the Podium has revolutionized the iPhone"*

"Exceptional quality, stunning design..."



precision engineered by **PIVOTAL**

Now shipping for iPhone + iPhone 3G

experience the **PodiumRevolution.com**
free shipping coupon code: **macworld**

JUST[®]
MOBILE

Xtand™ Pro



Solid aluminum construction



MacBook™ ergonomic stand



Low profile height



www.xtand.net

© 2009 Mobile Technology Ltd. All rights reserved. Just Mobile and Xtand™ marks are owned by Mobile Technology Ltd. and may be registered. All other trademarks are the property of their respective owners. Picture of MacBook is for illustration purposes only.

Software CONTINUED



UTILITIES

ScreenFlow 1.2

\$99 | FLIP4MAC | WWW.FLIP4MAC.COM

If you (like most *Macworld* editors) occasionally need to record movies of what's happening on your Mac's screen (or what its iSight camera or connected video camera is capturing), check out ScreenFlow (★★★★; macworld.com/4250), our favorite way to get the job done. On the surface,

ScreenFlow is a simple screen recorder too; but as soon as you finish a recording, you'll discover that it does much more. Recorded movies open instantly in the ScreenFlow editor—a pared-down version of a timeline-based video editor like Final Cut Express. You can, for example, set in and out points, trim the front or back of a clip, and add markers. ScreenFlow actions also let you do things such as change the screen's scale, x-y position, rotation, and opacity; add reflections and shadows; show which keys have been pressed; show an effect and/or play a sound upon a mouse click; and change the pointer's zoom. You can also highlight the cursor or the frontmost window to make them easy to spot. You can zoom the window or the area around the cursor, add a border or change the opacity, and build smoothly into and out of your effects. When you're done editing, you can save the file for future use or export it to a QuickTime movie.—RG

AUDIO

Airfoil 3.2.1

\$25 | ROGUE AMOEBA | ROGUEAMOEBA.COM

The diminutive AirPort Express is one of the unsung heroes of the Apple hardware lineup. While you can use it to easily stream audio from your computer to any pair of remote speakers, its main limitation is its software, which confines the audio source to iTunes. Rogue Amoeba's Airfoil (★★★★; macworld.com/3688)

unshackles you from iTunes, so you can send audio from any application on your Mac to your remote speakers. With its help, you can watch videos, play games, and even have voice chats with audio streamed to any pair of external speakers—no wires necessary. Subsequent versions have added the ability to send audio to Apple TVs, as well as to the AirPort Express; if you don't have either of those devices handy, you can use the free Airfoil Speakers application to use another computer's speakers. Rogue Amoeba has even included its own video-player application to make sure that video and streamed audio play in sync. Airfoil may be a niche product, but when it comes to getting the most out of your AirPort Express or Apple TV, Airfoil fills that niche superbly.—DM





AUDIO

Ableton Live 7

\$499 | ABLETON | WWW.ABLETON.COM

If you had to quickly describe Ableton Live 7 (★★★★; macworld.com/3503), you could say it's a digital audio workstation that records and plays back audio and MIDI tracks. But that description leaves much unsaid. Yes, Live 7 can record and play audio and MIDI. But it's also a powerful and flexible loop sequencer, allowing you to string together musical snippets and trigger those snippets and tracks via a MIDI controller; that makes Live as much a performance instrument as it is a desktop app. Live has always been capable; now it's even more so. New features include Drum Racks, which allows you to easily build extensively configurable virtual drum machines that you can play with a mouse, a keyboard, or a MIDI controller. Live 7's Slice feature lets you split audio files into their component parts and then map those parts to individual pads in a drum rack (all while having complete editing control over the sampled sounds). Finally, you can assign multiple time signatures to a single project. Live 7 more than lives up to the program's stellar rep as one of the Mac's most musical applications.—CB



Available on the iPhone

App Store



Play anywhere, anytime
www.jvl.mobi

JVL
We take our games **SERIOUSLY**

Software CONTINUED

ENTERTAINMENT

Hulu

FREE | HULU |
WWW.HULU
.COM

Consumers
aren't willing
to pay for
video content

they're used to getting (nominally) for free. Hulu, a joint venture between Fox and NBC, picks up where conventional television leaves off, allowing you to view a huge variety of new and classic television shows and films on the Web, for the price of viewing a few brief ads. It even offers high-definition 480p video resolution, which—while it may not be Blu-ray quality—is a lot better than the videos on most sites. The service is reliable, easy to use, and—most important—100 percent legal.—DM



MUSIC

JamVox

\$340 | VOX | WWW.VOXAMPS.COM

JamVox (macworld.com/4251) isn't simply another amp-modeler for the Mac. Vox created many of those tones, and it has longstanding relationships with Korg and Marshall, so its software amps sound like the real things. JamVox also includes technology that strips out the guitar parts of a song so that you can play along, and its USB hardware can connect your guitar to your Mac. In short, JamVox delivers nearly everything a Mac guitarist could want.

—JIM DALRYMPLE

IRISCard⁴

Scan your business cards.
Organize your contacts.

Scan your business cards and sync with Address Book automatically. Quickly create electronic contacts in your contact manager such as Entourage, Now Contact, etc.

Scan up to
600
business cards
per hour!



\$149

~~\$199~~

Special Offer
Macworld
Conference & Expo
I.R.I.S. Booth: 2412

▶ ▶ ▶ Special Macworld Offer. Visit: www.irislink.com/macworld ◀ ◀ ◀



Incredibly fast
scanning speed



Sync with Address Book,
Entourage, Outlook and
many more.



Super compact,
super portable

for Macintosh & Windows



Introducing Axiotron® Modservice™ — transform your *existing* Apple® MacBook into an Axiotron Modbook®.

It works like this: Sign up for Modservice.* Choose your upgrade options and the warranty you want. Turn in your computer to one of our Axiotron Authorized Service Providers for conversion. Then kick back and enjoy your new Modbook. Draw, sketch and write by putting a pen to the screen of the best tablet computer with industry-leading Wacom® Penabled® technology and Mac OS® X. Portable and versatile, the Modbook empowers your creativity and imagination.

With Axiotron Modservice, your Apple MacBook computer gets revitalized, renewed and revolutionized — into a whole new product, the award-winning Axiotron Modbook. For details, visit us at Macworld Expo Booth #502 and www.axiotron.com/modservice

the one and only AXIOTRON modbook



*Some service limitations and restrictions apply.

© 2008 Axiotron, Inc. All rights reserved. Axiotron, Modbook, Modservice and the Axiotron logo are trademarks or registered trademarks of Axiotron, Inc. in the U.S. and other countries. Apple, Mac, Mac OS, MacBook and the Mac logo are trademarks or registered trademarks of Apple Inc. in the U.S. and other countries. Wacom, Penabled and the Penabled logo are trademarks or registered trademarks of Wacom Co., Ltd. in the U.S. and other countries. Product and service specifications are subject to change without notice.

OUR 38 FAVORITE iPhone APPS

Must-have apps for your iPhone and iPod touch

The iPhone software updates introduced by Apple this year delivered plenty of benefits to iPhone and iPod touch users—so many that we recognized the iPhone 2.1 update as one of the top products of the year (see “The 24th Annual Editors’ Choice Awards” on page 52). But easily, the greatest benefit delivered by this new generation of software has been the ability to download and install third-party software on your phone or music player.

And iPhone and iPod touch users agree. Since Apple’s App Store opened its doors in July 2008, users have rung up more than 300 million downloads of the games, productivity boosters, and other apps that line the store’s virtual shelves. Clearly, you’re excited about what the App Store has to offer.

And we’re excited, too. We’re continually searching through the more than 10,000 programs available for download from the App Store, trying to find the best tools for being more productive, staying in touch,

getting creative, blowing off steam, and more. In the pages that follow, you’ll find our 38 favorite apps from the past year. If these apps aren’t already installed on your iPhone or iPod touch, they really should be.

Meanwhile, the makers of accessories for the iPod and the iPhone continue to produce innovative and unique add-ons for Apple’s mobile devices. So we asked Senior Editor Dan Frakes to sort through the major releases from the past year and select his 11 favorite pieces of iPhone and iPod gear, which you can find inside.

ILLUSTRATION BY JOSHUA GORCHOV



Our
Favorite

PRODUCTIVITY TOOLS

With a built-in browser and an e-mail client, the iPhone and the iPod touch give you the power to get things done. These apps will allow you to accomplish even more.

BEST FILE-TRANSFER TOOL

Whether you need to transfer images, Microsoft Office and Apple iWork files, RTF documents, or whatever, **FileMagnet** (★★★★; macworld.com/3906) lets you move those files to your iPhone and view them on the go. You name the file format, and FileMagnet most likely supports it. You can even use the app's tilt-scrolling feature to read your documents without touching the screen—just tilt your iPhone.—**JASON SNELL**

\$5; Magnetism Studios, macworld.com/3905

BEST BASIC TO-DO LIST MANAGER

Even those of us who aren't to-do list freaks still need to keep track of what we need to do or risk being viewed as hopelessly disorganized and confused. **Things** (★★★★; macworld.com/4101) doesn't provide the overkill that many adherents of the church of Getting Things Done would prefer. But

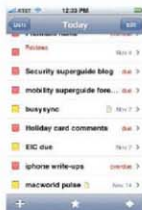
it does offer a straightforward way to create tasks, set their due dates, and check them off when you're done. The autosync integration with Cultured Code's \$49 version for desktop Macs is also immaculate.—**JS**

\$10; Cultured Code, macworld.com/4100

BEST WAY TO SHARE TO-DOS

Zenbe Lists (★★★★; macworld.com/3832) is an easy-to-use app for keeping multiple to-do or shopping lists, each item with or without a due date. Those lists are synced with the Zenbe Web site, so you can update them on your iPhone or desktop. But the real beauty of Zenbe Lists is that you can share your lists with both other Zenbe Lists users and anyone with a Web browser. So, for example, your spouse back home can add items to the grocery list while you're walking the aisles of the supermarket.—**DAN FRANKS**

\$3; Robert Kieffer, macworld.com/4128



BEST TIME TRACKER

Professionals who bill by the hour understand the need for scrupulous timekeeping. **TimeLogger** (★★★★; macworld.com/4109) lets you closely track your time so that you get paid for every minute you're owed. Besides giving you basic tracking features, TimeLogger lets you schedule starts and stops and allows multiple timers to run at once with different time intervals for people who bill by the hour, half hour, tenth of an hour, or minute. You can also export your time sheets by e-mail as either plain text or spreadsheet files.—**BEN BOYCHUK**

\$5; CostmoSoft, macworld.com/4110



BEST SEARCH ORGANIZER

Imagine that the results of your Google searches were offered in pictorial form—as an image that represents a link—and you begin to grasp what

TOP
IPHONE & IPOD GEAR

Favorite High-End Headset

Etymotic is a pioneer in hearing-device microphones, and its \$299 ER-4P in-ear canal headphones have long been a favorite among headphone-loving audiophiles. The



company combined these assets to create the **HF2 Headset + Earphones**, which is essentially a set of the ER-4P with an in-line microphone and an iPhone controller. The cost to you—just \$179. The HF2's true canalbud design blocks more external noise than any

other iPhone headset we've tested, and the sound quality and microphone performance are head-and-shoulders better. Oh, and they

work with your iPod as well.

\$179; Etymotic, macworld.com/4149

Favorite Way to Wake Up

Most iPod alarm clocks are awash with





Cooliris (★★★★; macworld.com/4105) is about. Supporting Google, Flickr, Yahoo, Smugmug, and DeviantArt, Cooliris lets you surf the Web's images in a Cover Flow kind of way, and it provides links to content based on those images. The interface is stunning and accelerometer-aware.—CHRISTOPHER BREEN

free; Cooliris, macworld.com/4104



BEST CALCULATOR FOR POWER USERS

If the iPhone's built-in calculator seems a bit low powered for your needs, give **PCalc** (★★★★; macworld.com/3904) a try. As with the iPhone's built-in calculator app, you get a basic calculator in portrait mode and a more full-featured version when you rotate the iPhone to landscape mode. Unlike with the built-in calculator, you can

choose to use Reverse Polish Notation data-entry mode, do conversions, and use a number of constants (such as the speed of light or pi) with a couple of screen taps. Another difference from the iPhone's calculator: PCalc's keyboard can appear in horizontal form, making it easy to confirm that you've tapped the right key.—ROB GRIFFITHS

\$10; TLA Systems, macworld.com/3903

BEST CONVERSION TOOL

If you ever need to convert Fahrenheit to Celsius, miles to kilometers, liters to pints, or grams to pounds, TheMacBox's free **Units** (★★★★; macworld.com/4142) is worth the download. It lets you convert numbers for area, temperature, time, weight, speed, length, pressure, power, volume, and data storage from one unit of measurement to many others. It also has the ability to convert among 35 different currencies (updated wirelessly for accurate results). There's even an on-screen ruler that lets you measure small items up to 2.5 inches or 7 centimeters. The app's design is simple, without any bells and whistles, and it just works.

—JONATHAN L. SEFF

free; TheMacBox, macworld.com/4143

BEST TOOL FOR HEARING THE SOUND OF YOUR OWN VOICE

There are a slew of voice-recording apps out there for iPhone and iPod touch users. But **iTalk Recorder** (★★★★; macworld.com/4130) offers a compelling combination of variable recording

quality, useful features (such as pause/resume, appended recordings, time and date stamps, and text notes), a great interface, and an easy way to transfer your recordings to your Mac (via a free companion app).—DF

free; Griffin Technology, macworld.com/4129

BEST WAY TO KEEP TABS ON YOUR MAC

Leopard's new screen-sharing feature is handy for remote troubleshooting, but what about checking on things when you're not at your computer? No problem: with the free **Mocha VNC Lite** (★★★★; macworld.com/3829), you can view and interact with your Mac (or PC) as long as you have your iPhone with you. Mocha VNC Lite works in both portrait and landscape orientations, and you can pinch to zoom in and out of the remote screen. It also lets you store up to six computers as shortcuts so you don't have to key in server information every time.

—DAN MOREN

free; MochaSoft, macworld.com/4119



buttons and switches—the last thing you want to encounter when waking from a deep slumber. Boston Acoustics' **Duo-i** is Apple-like in its simplicity: despite an impressive list of features, most of the Duo-i's functionality is accessible via two buttons and three knobs. The Duo-i also sounds great and includes an AM/FM radio, an auto dimming display, a video output, two additional audio inputs, and a wireless remote. Optional \$15 grilles, available in nine colors, let you customize the Duo-i's look. And about that groggy thing: you can snooze the alarm by

tapping anywhere on the wraparound, touch-sensitive trim.

\$200; Boston Acoustics, macworld.com/4150

Best Option for Multiple-Device Households

Although it doesn't let you sync with iTunes, the **PowerDock** simultaneously charges as many as four iPods and iPhones—via four Universal-style dock cradles—



from a single power cable, eliminating the frequent plugging and unplugging of dock-connector cables and the accompanying desktop clutter.

two-dock version, \$50;
four-dock version, \$70; Griffin
Technology, macworld.com/4151

Favorite Multipurpose Hub

Someone at Griffin Technology really wants to reduce desktop clutter. The **Simplefi** combines an Apple-

Our
Favorite

GAMES

All work and no play makes for a dull iPhone. These games will help you decompress in style.

BEST USE OF TILT TECHNOLOGY

Tilt isn't just a gimmick for iPhone games that let you turn a steering wheel. **Labyrinth** (★★★★; macworld.com/3833) shows you just how successfully this control feature can be used. Modeled after wooden puzzle games that have been around for decades, Labyrinth has you maneuver a metal ball through a maze filled with holes. The game has a bunch of built-in puzzles, and you can download hundreds more online.—**PETER COHEN**
\$7; Codify AB, macworld.com/4159



BEST WAY TO BEND IT LIKE BECKHAM

With a variety of game-play modes and fairly intuitive controls, **Real Soccer 2009** (★★★★; macworld.com/4094) is a must-have for any footie fan. You can control the fate of national teams



and top-tier clubs in everything from exhibitions to cup competitions. With classic soccer cheers and controls that exploit the iPhone's accelerometer, Real Soccer is the closest most of us will ever come to scoring the decisive goal in the World Cup Final.—**CHRIS HOLT**
\$8; Gameloft, macworld.com/4095



BEST '70S FLASHBACK

With so much of the emphasis on

iPhone games and apps leveraging the accelerometer and touch screen, **LED Football** (★★★★; macworld.com/3913) is a solid retro game that brings you straight back to the mid-1970s and Mattel Football, one of the very first handheld electronic games. It's not exactly the same, but the iPhone version has similar sound effects, simple red LED graphics, and buttons and a "case" design that will bring you right back to the world of Toughskins and KC and the Sunshine Band.—**PC**
\$1; touchGrove, macworld.com/4158



BEST BARE-BONES GAME

If you've ever spent hours building complex ramps for Matchbox cars, you'll get the hang of **Line Rider iRide** (★★★★; macworld.com/4117). Based on a Flash Web app, the iPhone edition lets you draw lines to create courses for a little sled-rider. Draw slopes, jumps, and even loop-the-loops, and then press the Play button to send the sled on its way. You can even save tracks and share your creations via LineRider.com.—**DM**
\$3; inXile Entertainment, macworld.com/4118

TOP
IPHONE & IPODGEAR
CONTINUED

matching brushed-aluminum-and-white iPod dock with a universal memory-card reader and a two-port USB hub. The card reader supports CompactFlash, SD, SDHC, xD,

and Memory Stick and Memory Stick Pro cards, and the dock cradle uses Apple's Universal design to support all but the oldest dockable iPods.
\$70; Griffin Technology, macworld.com/4152

Favorite Multipurpose Speakers

The simple, iMac-like appearance of Focal-JMLab's **XS** belies its versatility. The speaker system includes a Universal-style iPod dock as well as USB and analog audio inputs, and it sounds great whether you're 2 feet away or 15. The two-way satellites, based on the company's

Solo 6 Pro monitors, are powered by dual 30-watt amps, and the 70-watt subwoofer includes a USB sound card for converting your Mac's digital audio signal to analog.
\$599; Focal-JMLab, www.focal-fr.com

Cutest Compact Speakers

We see lots of unique iPod speakers, but many are cheap attempts to make a buck. The **Ladybug** is an exception. This portable speaker system, which runs off battery or AC power, packs an impressive punch inside a compact—and cute—package that just so

BEST WAY TO FLEX YOUR WORD POWER

Fans of the classic word-building game Boggle should look no further than **Quordy** (★★★★; macworld.com/4058). To play, just drag your finger across the letters on the board to form words and score points. Quordy has an attractive interface and offers network, pass-along, and solo-play modes. There's even a comprehensive high-score board so you can track your progress.—**JS**
\$3; Lonely Star Software, macworld.com/4096

BEST TEXT-BASED ADVENTURE

If you're an old-school computer user, you're aware of *interactive fiction*—the text-based games you'd play by typing such curt instructions as "pick up tweezers," "drop bologna," and "talk to hedgehog." Craig Smith has devised **Frotz** (★★★★; macworld.com/4102), a Z-code interpreter (the engine necessary to play these games), and offered it for free on the App Store. Included with Frotz are a host of free games and links to many more.—**CS**
free; Craig Smith, macworld.com/4103

BEST VIEW OF THE FRIENDLY SKIES

Armchair flying is about all this private pilot is able to do these days. On my



desktop, that's courtesy of the X-Plane flight simulator. And now, thanks to the power of the iPhone, I can take (some of) that desktop experience with me when I leave the house. **X-Plane 9** for iPhone (★★★★; macworld.com/4125) offers a realistic flight model, four different aircraft models, three airports, and even a few instrument approaches. The frame rate is surprisingly good, and the graph-



ics are impressive—especially considering that the simulator is running on a phone.—**RG**
\$10; Laminar Research, macworld.com/3892

BEST WAY TO KEEP YOUR BRAIN ON ITS TOES

Have a spare minute and feel like giving your brain a short mental workout? Try **Brain Trainer** (★★★★; macworld.com/4133). The object is to identify a series of mathematical equations as either correct or incorrect as fast as possible. It's an excellent way to develop or brush up on basic math skills.—**ROMAN LOYOLA**
free; Bridger Maxwell, macworld.com/4134

BEST PUZZLER

If you're a fan of logic games but you've

played one too many rounds of Sudoku, **Marple** (★★★★; macworld.com/4124) is sure to please. Marple has four different types of tiles (letters, numbers, dice, and shapes), with five different tiles of each type. The board starts with five columns, each containing one of every tile. Using the provided clues and a good amount of logic, you determine which member of each tile group belongs in each column. With a million puzzles, you won't run out anytime soon.—**DF**
\$2; Mikko Kankainen, macworld.com/4126



BEST PSYCHEDELIC ARCADE GAME

Kenta Cho's shoot-'em-ups have long been a staple of both Windows and Mac OS X. Now Lazrhog Games has brought Cho's **rRootage** (★★★★; macworld.com/4160) to the iPhone. The game distills the essence of a top-down shooter—blasting a "boss" vehicle that's dumping tons of ammo straight at you. You have to dodge the bullets and do your best to blast the bad guy to smithereens. rRootage for the iPhone is a work-in-progress, but it's really unforgettable for its wild, geometric graphics, spinning animations, and crazy game play.—**PC**
free; Lazrhog Games, macworld.com/4161

happens to look like a Coccinellidae. It spreads its speaker-laden wings to expose a Universal-design iPod dock (and to increase stereo separation); a digital amp and rear-mounted woofer provide more oomph than you'd expect. A wireless remote with menu control, auxiliary audio input, audio and



video output, and a USB port for iTunes syncing round out the package.
\$10; Vestalife, macworld.com/4153

Favorite On-the-Go Accessory

The **VentMount** is popular among Macworld editors for providing an inexpensive and functional—but removable—car mount for your iPhone or iPod touch. The VentMount's clip



attaches to your car's AC vent, and your player easily attaches to the mount, leaving all controls and connections accessible. (The only drawback is that the VentMount doesn't pivot to either side.) When you reach your destination, the mount pops off the clip and functions as a belt clip that doubles as a hands-free stand for watching video.
\$25; DLO, www.dlo.co

Favorite Portable Power Pack

An add-on battery comes in handy when the battery for your iPhone or iPod won't last

Our
Favorite

WAYS TO COMMUNICATE

The iPhone has e-mail and SMS features. But there's more than one way to stay in touch, as these apps prove.

MOST ELEGANT TWITTER CLIENT

Twitterrific
([\\$4.99](#); [macworld.com/3748](#))

connects to the Twitter messaging service and lets you send tweets and display incoming tweets from your friends. You can also share photos via the twitpic.com service. An embedded Web browser lets you tap on user names or hyperlinks and view the contents without having to switch out of the program and into Safari. The program's interface combines simplicity with solid functionality. A series of slide-out "hint" screens appear for new users, cleverly helping to teach you how the program works.—**JS**

ad-supported version, free; Premium version, \$10; The Iconfactory, [macworld.com/4097](#)

BEST LOCATION-AWARE TWITTER CLIENT

Twitterrific isn't the only good Twitter client available via the App Store—an



attractive alternative is the free **Twinkle** ([\\$0.00](#); [macworld.com/4098](#)). Although

the nonexistent price tag is certainly

appealing, what you'll really appreciate

is Twinkle's

Location capabilities. With a

tap, you can view all tweets around you—an

invaluable feature for following

local events, from wildfires to surf

conditions.—**CB**

free; Tapulous, [macworld.com/4099](#)



BEST INSTANT MESSENGER

Instant messaging was one of the

most wanted features for the original iPhone,

and AOL's free AIM client was

one of the first apps out of the

gate. **AIM** ([\\$0.00](#); [macworld.com/](#)



[4113](#)) gives you access to your full list of buddies and groups and allows you to carry on multiple conversations at the same time. You can set your status and away messages, read profiles, or even go invisible.—**DM**

free; AOL, [macworld.com/4114](#)

BEST WAY TO KEEP TABS ON YOUR FRIENDS

Facebook claims more than 100 million active users on its social-networking site, and I claim a tiny fraction of those as people I've reconnected with after many years. The **Facebook** iPhone app ([\\$0.00](#); [macworld.com/4141](#)) helps me stay connected with them, thanks to its well-designed interface and strong feature set. With the iPhone client, you can view your friends' latest news, status updates, and photos, as well as comment directly on a person's status. Facebook on the iPhone offers badge notifications when friends comment on your Wall or when you get friend requests—you can now even confirm or ignore requests from within the app itself, or invite new friends. And your inbox contains all of your sent and received messages.—**JS**

free; Facebook, [macworld.com/3824](#)

TOP IPHONE & IPODGEAR

through the end of a trip. Although we like the convenience of those that connect directly to the dock-connector port



on Apple's devices, Kensington's thin and flat **Battery Pack and Charger** offers longer battery life than most—up to 100 hours of music playback or 21 hours of video watching. And because it gets and provides

power via a standard USB port, you can charge it

from your laptop, and you can use it to power many

more mobile devices than just Apple's gadgets.

[\\$70](#); Kensington, [macworld.com/4154](#)

U.S. Name	Artist	Album	Genre	Release Date
100% Pure	100% Pure	100% Pure	Pop	2008-01-01
100% Pure	100% Pure	100% Pure	Pop	2008-01-01
100% Pure	100% Pure	100% Pure	Pop	2008-01-01
100% Pure	100% Pure	100% Pure	Pop	2008-01-01
100% Pure	100% Pure	100% Pure	Pop	2008-01-01
100% Pure	100% Pure	100% Pure	Pop	2008-01-01
100% Pure	100% Pure	100% Pure	Pop	2008-01-01
100% Pure	100% Pure	100% Pure	Pop	2008-01-01
100% Pure	100% Pure	100% Pure	Pop	2008-01-01
100% Pure	100% Pure	100% Pure	Pop	2008-01-01

Favorite Innovation

If you still listen to radio, iTunes Tagging is a compelling feature. If you've got an iPod speaker system with HD Radio and iTunes Tagging, a touch of a big Tag button lets you mark songs you like as you hear them on the radio and then use your iPod to transfer that information to iTunes, where they show up in a

PHOTOGRAPHS BY PETER BELANGER

Our
Favorite

WAYS TO STAY INFORMED

There's a big wide world out there, and, with the help of these apps, your iPhone can let you know what's going on.

BEST NEWS READER

As a stand-alone news reader, the iPhone version of **NetNewsWire** (★★★★; macworld.com/3749) can't hold a candle to the company's Mac version. But as an on-the-go article-filtering app, NetNewsWire shines. You can quickly browse new RSS articles and "clip" the interesting ones for later reading. The next time you run NetNewsWire on your Mac, the read or unread status of each article, along with your clippings, are synced to your Mac, so you can pick up right where you left off.—**DF**
free; NewsGator Technologies; macworld.com/4127

BEST WAY TO READ WEB ARTICLES AT YOUR LEISURE

Allowing you to download articles from nearly any Web site to your mobile device, **Instapaper Pro** (★★★★; macworld.com/4056) is a first-class reader that melds readability with convenience. The Pro



version of the app features a nifty tilt-screen feature that lets you scroll text without touching the screen.—**BB**

\$10; Marco Arment, macworld.com/3893

BEST WAY TO WATCH YOUR NET WORTH DWINDLE

In today's roller-coaster economic times, it's good to keep an eye on the market. With **Bloomberg** (★★★★; macworld.com/3755), you can see market news, index values, and the value of your portfolio. You can even drill down from a market index all the way to an individual company within that index, all with a few taps.—**RG**
free; Bloomberg, macworld.com/4122



BEST RADIO APP, TERRESTRIAL DIVISION

The wonder of **WunderRadio** (★★★★; macworld.com/4049) is that it allows you to stream tens of thousands of terrestrial radio stations from across the globe to

your iPhone or iPod touch. The application works over EDGE, 3G, and Wi-Fi networks and can find local stations based on the location of your iPhone or iPod touch.—**CB**

(\$6; Weather Underground, macworld.com/4048)

BEST RADIO APP, INTERNET DIVISION

Pandora Radio (★★★★; macworld.com/4107) selects music from a 500,000-song library based on your preferences. The app has a simple interface, effortless navigation, and thumbs up and thumbs down buttons that help determine the way your station will evolve over time.—**BB**
free; Pandora Media, macworld.com/4108

BEST WAY TO KNOW THE SCORE

Although there are many sports scoreboard apps for the iPhone, **SportsTap** (★★★★; macworld.com/3910) stands out, thanks to its home screen. You'll find icons for ten different sports with a red Mail-like count badge on each, indicating the number of new scores within that category since you last ran the program.—**RG**
free; SportsTap, macworld.com/4123

special Tagged playlist. You can then purchase those songs—assuming that they're available in the iTunes Store—with a click. The trick is finding systems with iTunes Tagging; there are currently only a handful on the market. macworld.com/4155

Best Idea in iPod-Car Integration

With the **CA-iP500**, Fusion finally offers something we've long asked for: a car stereo with a built-in iPod dock slot. You just flip down the head unit's front panel and slide your iPod into the slot; it supports dockable iPods from

the second-generation nano to the newest iPod touch (but not the iPhone) via custom "sleeves." \$250; Fusion Electronics, macworld.com/4156

Favorite Digital Music Application

With its wireless ZonePlayer Wireless receivers, the Sonos Multi-Room Music System (www.sonos.com) is a wonderful way to pipe music throughout your home. Yet its controller is bulky and, at \$400, a little pricey. Those iPhone or iPod touch owners interested in possessing a Sonos system can now knock \$400 off the price tag thanks to

the free **Sonos Controller for iPhone**. It not only mirrors the functionality of the hardware controller, but it's also easier to navigate. free; Sonos, macworld.com/4194

—DAN FRANKS



Our
Favorite

WAYS TO STAY ENTERTAINED

From finding showtimes to providing badly needed diversions, these App Store offerings will never fail to keep you entertained.

BEST MUSIC-STREAMING APP

Even with 16GB of storage, you might not be able to fit your entire music library on your iPhone, especially if you also store a lot of videos and applications. **Simplify Media** (★★★★; macworld.com/4120) takes advantage of the iPhone's network capabilities to let you stream music from your iTunes library on your home computer via Wi-Fi or the cell network. You'll also need to set up a free application on your Mac or PC and sign up for a free account, but once that's working, you can have your whole music library at hand, no matter where you go.—DM

\$4; Simplify Media, macworld.com/4121

BEST WAY TO ALWAYS KNOW WHAT'S ON

Like its Dashboard-widget sibling, **TV Forecast** for iPhone (★★★★; macworld.com/4051) helps you keep track of your favorite TV shows. After adding shows to your watch list, TV Forecast uses data from TVRage.com to generate a single, chronological list of the next episode of each show; a quick tap on an episode displays the channel and (usually) an episode summary.—DF

\$3; Big Bucket Software, macworld.com/4050

BEST MOVIE FINDER

When it comes to finding a movie, **Showtimes** (★★★★; macworld.com/4140) is my favorite iPhone app of the bunch. It figures out my location, shows me theaters in order of proxim-

ity, and integrates into the Maps application to give me directions from my current location. It even offers movie trailers and summaries; shows movies by popularity, user rating, or newness; and, through an integrated browser, links to MetaCritic, RottenTomatoes, and IMDb pages for movies.—JLS

Free; Avantar, macworld.com/4139

BEST ONE-STOP SHOP FOR ENTERTAINMENT LISTINGS

If you're sick and tired of jumping from app to app to find information on TV programs and movies, give:

i.TV (★★★★; macworld.com/4137) a try. You can stay up-to-date on TV listings based on location, genre, television provider, channel, ratings, and more. You can write your own reviews and rate shows, as well as read reviews from other users. Want to watch *Nova* next Sunday at 9 p.m. on PBS? Find it in the listings, and i.TV can send you an e-mail reminder that you can put on a desktop calendar program. The app also lets you watch movie trailers and rate and review movies.—ROB SCHULTZ

Free; i.TV, macworld.com/4138



BEST WAY TO STAY IN CONTROL

How would you like to wirelessly control your iTunes library or Apple TV from your iPhone or iPod touch? If so, run, don't walk, to the App Store and download **Remote** (★★★★; macworld.com/3760). With it, you can not only browse iTunes and your Apple TV, but also control speakers attached to your computer as well as those connected to an AirPort Express base station.—CB

Free; Apple, macworld.com/3891



BEST WAY TO SLEEP WITH THE FISHES

There's too much stress in our lives, but **Koi Pond** (★★★★; macworld.com/4148) does its best to combat the headaches by combining the soothing sounds of nature with the peaceful tranquility of fish. The app offers a realistic depiction of a pond with koi swimming around, casting shadows and changing course as real fish would. Tapping on the screen causes ripples in the water—complete with sound effects—that scatter fish and send lily pads shimmering. It's a simple concept but a remarkably designed and even more remarkably addictive one.—JLS

\$3; The Blimp Pilots, macworld.com/4147





F R E E V E R S E

visit us at freeverse.com
or search for "freeverse" on the App Store

Our
Favorite

CREATIVE TOOLS

Whether you want to improve your photos or dance to the beat of your own drummer, these three App Store offerings will spark your creative muse.

BEST
IMAGE-
EDITING
TOOLS AT
YOUR
FINGERTIPS

If you want to spice up shots taken with the iPhone's camera, you can turn to **Sketches** (★★★★; macworld.com/4116) and let your fingers do the image-editing. With Sketches, you can use your finger to draw on your pictures in a variety of colors, as well as inserting clip art-style mustaches, clothing, and holiday paraphernalia. And when the pictures get too involved, a quick shake will remove all of your additions.—DM
\$5; LateNiteSoft, macworld.com/4115

MOST COMPLETE
MUSIC-MAKER

BeatMaker (★★★★; macworld.com/3912) is the deepest music application on my iPhone and iPod touch. And by "deep" I mean that it's a compelling (if occasionally confusing) application that contains a drum pad for playing and recording samples you've assigned to it, a step sequencer for those times when you would rather create more-precise patterns, a song sequencer for



assembling those patterns into a longer work, and effects you can assign to the sequences you create.—CB
\$20; Intua, macworld.com/4106

BEST PHOTO FILTER TOOL

The iPhone's built-in camera makes for a convenient way to snap quick pictures, but **CameraBag** (★★★★; macworld.com/4144) makes those pics a lot more interesting. CameraBag is a collection of photo filters that you can apply to images in your iPhone's photo library or to those you take from within the app. Some of the filters included are Helga (square format with vignette), 1974 (faded and tinted), Fisheye (warped lensing), and Cinema (wide-screen and dramatic).—LS
\$3; Nevecenter, macworld.com/4145

THE
BEST
IPHONE APPLICATIONS
NOT IN THE APP STORE

Before the App Store arrived, bringing Apple-approved applications along with it, there was *jailbreaking*—the process of busting open the iPhone and iPod touch to allow them to run third-party applications that were definitely not approved by Apple. Despite the popularity of the App Store, the jailbreaking community lives on and offers some very useful applications that you likely will never see from the App Store. Here are some of our favorites:

Cydia Jay Freeman's installer application, Cydia (macworld.com/4178), is included when you jailbreak your phone with QuickPwn or the PwnageTool (macworld.com/4157). It's with Cydia that you download third-party applications to your iPhone or first-generation iPod touch.

Cycorder A free app also authored by Freeman, Cycorder (macworld.com/4231) lets you shoot videos with your iPhone's camera at frame rates from 6 to 15 frames per second.

Winterboard Another Freeman creation integrated into Cydia, Winterboard lets you skin the iPhone and iPod touch's interface.

Podcaster This app by Alex Sokirynsky lets you stream and download podcasts directly to your iPhone or iPod touch—no iTunes required.

Snaptrac If you've ever wished that your iPhone's camera behaved more like a real digital camera and let you shoot in black-and-white and featured digital zoom, timer functions, and burst mode, Snaptrac.com's free Snaptrac is the answer to that wish.

Netatalk Netatalk (netatalk.sourceforge.net) is the free iPhone and iPod touch version of the open-source implementation of the AppleTalk networking protocol. With it installed on your iPhone or iPod touch, you can gain access to the device's file system from your computer, just as you can with any other networked device.

OpenSSH The free OpenSSH, integrated into Cydia, provides another way into your jailbroken iPhone or iPod touch. With it installed, you can use the Secure File Transfer Protocol to get into the guts of your device.

Although jailbreaking your iPhone or iPod touch won't hurt it (you can always restore it to its original condition through iTunes), doing so will void your warranty. And there's no guarantee that future changes to the iPhone and iPod touch's software won't cause problems with a jailbroken device.—CHRISTOPHER BREEN

Podcaster

Tough Love.

Fuze
for iPhone(3G)



The Infuzion of Cool.

Introducing Fuze – the coolest iPhone 3G protector. Nothing comes close to its design, function and protection. And what is cool? You know it when you see it. When you experience the Fuze, just like the iPhone, it instantly connects you with that special vibe. From our very first iPod protector to our new and exciting 2009 collection, all iSkin products bring you the ultimate in styling, functionality, quality and innovation.

See our new 2009 collection now online at iSkin.com or visit us during MacWorld 2009 (Booth# 2102).

iSkin
The Cool in You.

3 Essential E-mail Tricks

Manage your messages more efficiently with these techniques **BY JOE KISSELL**

Microsoft's Entourage 2008 (🔗🔗🔗; macworld.com/3346) and Apple's most recent version of Mail (🔗🔗🔗; macworld.com/3510) are stuffed full of powerful tools that can help you store, organize, and search the hundreds (or thousands) of e-mail messages you get every day. Still, few of us even scratch the surface of what these tools can do. Here's how to use two of your e-mail program's most underappreciated features, plus one more trick.

1 Make Important Messages Stand Out with Flags

If you've ever struggled to find something important in your mailbox—or simply lost track of messages you intended to deal with later—you'll appreciate that Mail and Entourage can flag messages, or mark them with small flag icons so they stand out in lists. Flagging messages is especially useful with e-mail accounts that store messages on a server (IMAP, MobileMe, and Exchange). When you flag a message in such an account, the change is stored on the server, so when you log in to your account from another computer, the flag still appears. (You can also set and view flags in most Web-based e-mail interfaces, including MobileMe and Gmail, which uses stars for the same purpose.)

Using Flags To flag a message in OS X 10.5's Mail, select it and choose Message: Mark: As Flagged (or press ⌘-shift-L); to remove the flag, choose Message: Mark: As Unflagged (or press ⌘-shift-L again). If you have the preview pane (View:



Preview Pane) set to Below List or None, the flag appears next to the message in the main list view; if you don't see the Flags column, choose View: Columns: Flags to display it.

In Entourage 2008, you flag a message by marking it as a To Do item. Simply click on the small flag icon next to your message in the message list. Alternatively, select a message and choose Edit: To Do: No Due Date (or press control-5). To remove a flag, select a message and choose Edit: To Do: Clear To Do Flag (or press ⌘-option-' [apostrophe]). As in Mail, the flag appears in the message list; if that column isn't visible, choose View: Columns: To Do Flag Status.

Finding Flags Although flags help messages stand out in a list, you may need

extra help finding them if you have lots of messages in a mailbox. To group all of a mailbox's flagged messages in Mail, click on the flag column's header in the message list. In Entourage, choose View: Arrange By: To Do Flag Status. To display only flagged messages in Entourage, choose View: Flagged Only (⌘-option-O).

Flagging Tidbits If you have too many flagged messages, the flags lose value. So although you could use flags to mean anything, I recommend reserving them for a single role: telling you that a message needs further attention *this week*, for instance. At the end of the week, or when you've taken the action the message requires, be sure to remove the flag so remaining flagged messages will stand out as they should.

2 Categorize Messages for Easier Searching

Say you're both a Mac fan and a cooking enthusiast with hundreds of messages about Apple (the company) and hundreds of messages about apples (the fruit). Searching for the word *apple* might not help you find the message you're looking for. Your search might also fail if you're looking for a message that simply contains *my favorite fruit* or *my iMac* instead of the search term. In some cases, you can prevent this problem by sorting your messages into topic-specific mailboxes, but even then, messages about more than one topic can pose problems. That's when it helps to use additional metadata—information about a message that's not contained in the message itself.

Using Entourage's Categories Entourage lets you label messages with one or more user-defined categories. You can then search by category instead of, or in addition to, narrowing your search by location or message content. Because you've created and applied these labels yourself, they're highly likely to lead you to the messages you want.

To edit Entourage's list of categories, choose **Edit: Categories: Edit Categories** (see "Color-Coded and Categorized"). Create a new category by clicking on the **New** button, typing a name, and choosing a color from the pop-up menu. (In message lists, message titles take on the color of the most recently assigned category. To sort a message list by category, choose **View: Arrange By: Categories**.) Double-click on an existing category to rename it, or select it and click on **Delete** to remove it. To apply categories, select one or more messages and choose the category or categories you want from the Entourage toolbar's Categories menu or the Edit

menu's Categories submenu. Or, press **⌘;** (semicolon) to display a list of categories, select one (or more), and click on **OK**.

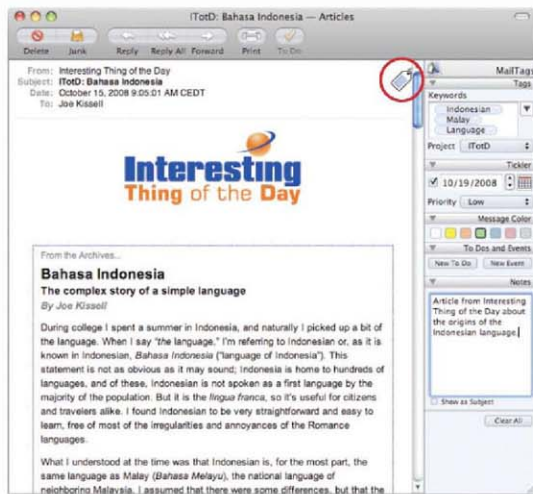
After categorizing your messages, you can perform a quick search to find the ones in a certain category. Choose **Edit: Find** and click on **Everything**. Click on the plus sign (+), choose **Category** from the Item Contains pop-up menu, and then choose a category name from the pop-up menu beside it.

Adding Tags to Mail Apple's Mail doesn't offer categorization. However, with the addition of Indev's \$30 MailTags (ⓂⓂⓂ; macworld.com/2457), you can add support for user-defined keywords (comparable to categories), as well as for project names, due dates, colored labels, and more. MailTags lets you apply all of this extra information to both incoming and outgoing messages, and if you store your messages on an IMAP server, you can synchronize the data between two or more Macs running the program.

After you install MailTags, click on the tag-shaped icon in the corner of a



Color-Coded and Categorized Make it easy to spot certain messages by defining categories and colors for them in Entourage's Categories window.



Tag It With MailTags installed, click on the tag icon (circled) to display an extra pane on the side of your Mail messages. Here you can add keywords, due dates, and other metadata.

message window, or select a message and choose **Message: MailTags: Tag Message** (or press **⌘-control-T**), to display a pane in which you can edit all of a message's metadata details (see "Tag It"). Once you've tagged some messages, use Mail's built-in search tool to look for metadata.

Tag and Category Tidbits You'll find Entourage's categories or MailTags' keywords useful only if you get in the habit of tagging every new message that you think you may need to find in the future. I recommend creating a modest list of broad categories or keywords (say, a couple dozen) so you don't waste time hunting through your list. A message can have more than one category or keyword, so don't hesitate to apply a few. This may make finding a message easier than if you create a whole new tag for it.

3 Streamline Multiple E-mail Accounts with Gmail

Many of us have a wide array of e-mail accounts—for instance, one for work, one for home, one for shopping, one we rarely use but have had for ages, and so on.

Routing multiple e-mail accounts through one master account can simplify checking

mail and filing messages (particularly if you use IMAP). It also makes checking your e-mail while you're on the road easier (because you log in to one account instead of several). And if you use an iPhone, having one e-mail account means less tapping—unlike Mail in OS X, the iPhone's Mail program doesn't consolidate your inboxes in a single view.

Of all the services you could use as a central e-mail repository, the one I prefer is Google's Gmail (www.gmail.com), for several reasons. First, Gmail lets you configure any number of additional From addresses—so you can send mail from, say, your me.com address through Gmail, and the recipient will never know the difference. Second, with a Google Apps account (available in free and premium paid editions; www.google.com/apps), you can use your own domain with Gmail—

something MobileMe, for example, does not offer. Third, Gmail offers outstanding spam protection that's far better than the filters built into Mail or Entourage. Gmail can also automatically check multiple POP accounts. And finally, Gmail is free!

Setting It Up After signing up for a Gmail account and logging in on the Gmail Web site, click on the Settings link at the top of the page. Click on Forwarding and then on POP/IMAP. If you're planning to access Gmail through Mail or Entourage, I recommend selecting Enable IMAP. Click on Save Changes and then click on Accounts. Under Send Mail As, click on the Add Another Email Address link, enter your name and one of your other e-mail addresses, and follow the instructions to verify the address.

Next, redirect mail from your other accounts through Gmail. You have two

options: If your other account offers automatic forwarding, turn it on and supply your Gmail address as the destination. If your other account doesn't offer forwarding, have Gmail check it via POP instead. To do this, return to the Accounts tab where you set up your extra e-mail addresses. In the Get Mail From Other Accounts section, click on Add Another Mail Account and follow the prompts to enter your e-mail address, password, and other details.

Now, if you haven't done so previously, configure Mail or Entourage to use IMAP to access your Gmail account. (Google provides detailed instructions on its Web site [macworld.com/4196]; for Entourage, choose the "Other" option.)

Configuring Your Desktop Client Your final step is to configure the e-mail program on your computer to send mail via your Gmail account from more than one address. To do this in Mail, choose Mail: Preferences, click on Accounts, and select your Gmail account. In the Email Address field, enter all the addresses you configured on the Gmail Web site, separated by commas. In Entourage, you must create a send-only account for each address. To do this, choose Tools: Accounts and double-click on one of the accounts you'll no longer be checking separately. Under the Account Settings tab, remove everything from the Account ID, IMAP (or POP) Server, and Password fields, enter smtp.gmail.com in the SMTP Server field, and click on OK. When an alert informs you that the account will be send-only, click on OK again. In either program, when you create a new message, you can choose the From address you want to use from the From pop-up menu in the message header.

Once you've confirmed that you can send and receive e-mail from all your other accounts (and moved your saved messages into Gmail mailboxes), you can delete the other accounts from Mail or Entourage. ☒

Senior Contributor **Joe Kissell** is the senior editor of TidBits and the author of numerous e-books about OS X (www.takecontrolbooks.com).

Avoid Blocked SMTP Ports

Problem Why can't I send e-mail through my ISP when I'm away from my regular network?

Solution Most Internet service providers, and very likely your DSL or cable modem provider, let you send outgoing mail through their servers only when you're directly connected to their network (at home or at the office). When you're using another network (at a friend's house, the library, or a coffee shop), they block port 25, the standard port for sending e-mail, to thwart spammers. Usually, however, you can still send e-mail if you switch to a different port that lets you authenticate (log in with a user name and password) before sending mail. That way, the ISP knows who you are, and that you're authorized to use its e-mail server.

Start by checking your ISP's Web site or contacting its technical support to determine whether it offers an alternative port for sending e-mail, and make note of that number (often 587 or 2525). Then, in Mail, choose Mail: Preferences, click on Accounts, and select your account in the list. In the Account Information tab, choose Edit Server List from the Outgoing Mail Server (SMTP) pop-up menu. Select the server you normally use for sending e-mail, and click on Advanced. If the port number your ISP uses is anything other than 25, 465, or 587, select Use Custom Port and enter the number in that field. In any case, enter your user name and password in the fields provided, choose Password from the Authentication pop-up menu, and click on OK.

In Entourage, choose Tools: Accounts, double-click on the account you normally use for sending e-mail, and, at the bottom of the Account Settings tab, click on Click Here For Advanced Sending Options. Select Override Default SMTP Port (entering the number your ISP provided), and select SMTP Server Requires Authentication. After saving these changes, send yourself a message while connected to another network. If you still have problems, contact your ISP for assistance—or switch to another e-mail provider that offers outgoing e-mail service via alternative SMTP ports.



Wolverine F2D

Convert Your 35mm Film To 5 Mega Pixel Digital Images Without a Computer and In Seconds. So simple to use, it only requires a push of button - No computer or software is needed. Takes only five seconds to convert negatives and slides and saves digital images directly on an SD memory card.



Visit www.wolverinedata.com/F2D

Wilson Electronics new iBooster™ Amplifier / Charger Keeping iPhones Connected!

Unique to the wireless industry, the iBooster™ is the first device specifically designed to help iPhone users stay connected by extending signal range and download speeds in weak signal areas. This custom cradle charges the battery while allowing for "hands free" operation with the user's Bluetooth or wired headset.



866.839.9282 www.wilsonelectronics.com



All-in-One TV for your Mac

EyeTV Hybrid (2008 Edition)

Watch, pause and record live TV on your Mac with this award-winning TV tuner stick. Subscribe to TV series, edit out unwanted content, and enjoy your recordings on an iPod, iPhone, or Apple TV. EyeTV Hybrid receives free over-the-air (OTA) HDTV, Clear QAM, and analog TV.

SRP \$149.95

www.elgato.com

Elgato products are available at these and many other authorized Apple dealers:

Apple Store MacMall OWC [elgato.com](http://www.elgato.com)

Exclusive zBoost Sale!

zBoost®, the leading cell phone signal booster, increases signal in your home, office, car or personal space. zBoost® improves signal for voice and data transmission and increases signal and speed of aircards and 3G technology!

MACWORLD READERS -
Save 35% on zBoost® (MSRP)
with code: MWFeb08
Offer ends March 1, 2009
www.Wi-Ex.com

See us at Macworld Expo
Booth 4042



Playlist Grab Bag

Working with iTunes U, podcasts, and iPhone Restrictions **BY CHRISTOPHER BREEN**

I get a lot of questions from readers, family, and friends about iTunes, iPods, and iPhones. Here are a few answers that might help you.

Syncing iTunes U Videos

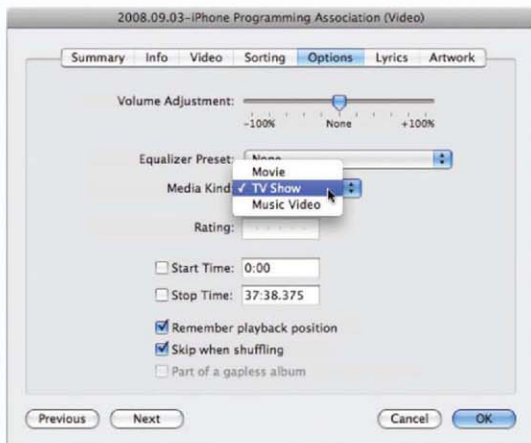
Q: I've downloaded a series of iPhone developer videos from the iTunes U section of the iTunes Store. iTunes has considerably created a playlist for each series within a folder. But I'm not sure how to sync the movies.

A: I gave this a go with the University of Utah's iPhone Programming Association videos, and iTunes created a University of Utah folder and dropped a playlist of the same name into it. While I could see that folder within the Music tab in the iPhone preferences window, I couldn't select it or see the playlist within.

However, the movies within that playlist do appear within the Movies section of the Video tab in the iPhone preferences window. Just enable the ones you want to sync by placing a check mark next to each.

Ah, but when you do this, all those videos appear in a long list under the Movies heading on your iPhone or iPod. It would be handier if they were grouped together. And you can do that by tagging the videos as something other than movies.

For example, in iTunes 8 select a video, press **⌘-I** to bring up the Info window, click on the Options tab, and change the Media Kind to Music Video. Repeat for the other episodes. Go to the Music tab in the iPhone or iPod preferences, make sure that the Include Music Videos option is checked, and then locate the playlist of iTunes U videos you want to



Convert to TV Show Make videos show up where you want them by changing their media kind.

sync with your iPhone or iPod. Click on Sync, and the videos will transfer over as music videos.

On an iPhone or iPod touch, you'll find your iTunes U playlist listed under the Playlists area in the device's iPod: Music section. On a video-capable Click Wheel iPod, you'll find the playlist by navigating to Videos: Music Videos.

Alternatively, you can designate the videos as TV episodes. To do that, return to the Options tab of the Info window and choose TV Show from the Media Kind pop-up menu for each video. You'll also want to go to the Video tab within the Info window and assign the same show title to each episode—iPhone Developer Videos, for example—so that

the episodes are listed together within iTunes and on your iPhone or iPod.

Sync an iPhone or iPod touch, and the episodes will be listed in the Videos area, gathered together as a TV show with the name you assigned. On a Click Wheel iPod, you'll find them at Videos: TV Shows, again pulled together under the assigned title.

Differentiate 'New' and 'Recent' Podcasts

Q: I have my iPhone set to sync "All New" of "Selected Podcasts." If I listen to part of a podcast episode on the iPhone and then sync it to my Mac, the episode gets deleted from the iPhone. What's up?

Mac Security Expertise Has a Name



Intego is the Mac Security Specialist

Intego has a full line of Mac security software designed to protect Macs from the dangers of the Internet. From virus protection to firewalls, from backups to data protection, Intego is the only company specializing in keeping Macs secure. With products designed for the enterprise, only Intego can offer the kind of security that today's businesses need.

Intego's Mac Security Solutions

NetBarrier XS	Firewall, anti-vandal and privacy protection
VirusBarrier XS	Desktop antivirus protection
VirusBarrier Server	Antivirus protection for Mac OS X Server
VirusBarrier Mail Gateway	SMTP antivirus protection for Mac OS X Server
Remote Management Console	Remote management of Intego software
Personal Backup XS	Local and network backup solution
FileGuard XS	Protection for sensitive files
Personal Antispam XS	Antispam and anti-phishing protection
ContentBarrier	Lets children use the Internet safely



A: Regrettably, the way iTunes defines “new” is not, “most recent” but rather “most recent that you’ve never played any portion of.”

Let’s say you’ve told iTunes to sync the three most recent new episodes of our very own Macworld Podcast. After you’ve started playing one of those episodes on your iPhone or iPod, it’s no longer considered new. And because it’s not, it’s booted off the device when you next sync and marked in iTunes as not new, even though you may have listened to nothing more than a couple of seconds of it. You can put it back on your device by moving to the podcast episode within iTunes, right-clicking on it, and choosing Mark As New from the contextual menu, but—yeesh—what a bother.

If you’d like to keep those episodes until they are completely played, you should choose to sync the most recent (1, 3, 5, and so on) unplayed episodes of your podcasts. A podcast episode isn’t considered “played” on an iPhone or

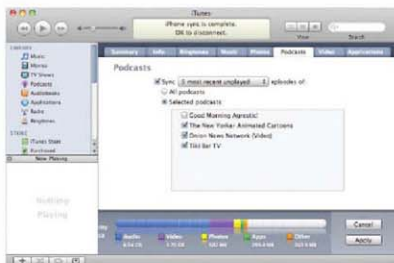
iPod until it plays to the very end (and yes, you can work around this by fast-forwarding the podcast to the last few seconds and then letting it play out).

The Limits of iPod Touch and iPhone Restrictions

Q: Do you know if the new iPod touch has a parental-controls option on the Web browser? My 16-year-old son wants the device, but I don’t know if I want him to have a fully functional Web browser in his bedroom.

A: Although my recent feature story (“The Kid-Safe Mac,” November 2008) deals with OS X’s Parental Controls, it doesn’t cover the iPod touch’s and iPhone’s equivalent—Restrictions.

The Restrictions feature works like this—go to Settings: General: Restrictions, tap Enable Restrictions, and enter and confirm a four-digit code. With this



Podcasts Choose recent unplayed episodes for more syncing control.

she would then go on to restore a backup of the device and then enable restrictions again—using his or her passcode instead of yours. That way, should you eyeball the thing and see Safari and YouTube missing from the Home screen, you might think your restrictions were still in place. Of course, if you’re sneaky you’d then grab the device and test restrictions to see if it works with your passcode. If not, you’ve been had by your kid.

“Ah, but wait,” you think, “all I have to do is switch on Parental Controls on my Mac and disable access to iTunes. That way nobody can restore the thing!”

To keep podcasts until they are played completely, sync the most recent unplayed episodes of your podcasts.

done, you have the option to switch off these features: Explicit iPod content, Safari, YouTube, iTunes, and Installing Apps (the iPhone adds Camera as a final option). When you slide the On/Off toggle for Explicit iPod content, any tracks marked Explicit become invisible. Toggle off Safari, YouTube, iTunes, or Installing Apps, and the associated applications on the iPhone or iPod touch are hidden.

Now how difficult would it be for a 16-year-old to work around these restrictions? Not difficult at all. All your kid has to do is restore the iPod touch or iPhone in iTunes. This removes the restrictions. If your child is sneaky, he or

And that would be great if your family lives in the middle of the Australian Outback and your next nearest neighbor is 400 kilometers away. But you can restore an iPod touch or iPhone on any computer running iTunes. So if your kid has even one friend with access to a computer, say good-bye to your restrictions.

So, to finally answer the question: Yes, parental controls are built-in, but those controls are about as strong as a damp piece of bathroom tissue. ☒

Senior Editor **Christopher Breen** is the author of *The iPod and iTunes Pocket Guide*, fourth edition and *The iPhone Pocket Guide*, third edition (Peachpit Press, 2008).



Restrictions On an iPhone or iPod touch, you can keep your children from accessing certain functions and content.



BAMBOO™ FUN

Now there's a new way to edit digital photos, paint, draw, and write by hand—right on your computer.

Bamboo Fun works on either Mac or PC, allowing you to express and share your creative ideas quickly and more naturally. Imagine the ease and freedom of pen-input with your computer to edit and draw on your digital photos, make personal cards, jot notes, write journal entries by hand, or sketch out an idea.

Bamboo Fun includes creative software from Adobe®, Corel® and Nik® to help get your creative juices flowing, but it works with any application. Bamboo Fun is available in a variety of colors and sizes, starting at \$99.

create your world



www.BambooFunPenTablet.com

wacom®

amazon.com

Best Buy

CVS

Target

Max Mall

newegg

PC Connection

PC Mall

Troubleshooting Back to My Mac

And what to do if you can't get it to work at all **BY GLENN FLEISHMAN**

When Leopard's Back to My Mac feature was first announced, it sounded great: a simple way to securely share screens and exchange files between two Macs over the Internet. Sometimes, Back to My Mac really does work as intended: you enable Back to My Mac on the two Macs you want to connect, and you then see one system in the other's Finder sidebar.

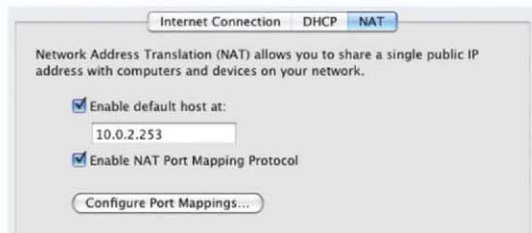
But more often, getting the service to function is maddening at best. And in some cases, it won't work at all—no matter what you try.

Publicly Accessible IP Address

Part of the problem is that Back to My Mac (BtMM, for short) has four critical requirements, without any one of which it won't work.

First, BtMM requires that your router have its own **publicly reachable IP address**—meaning a network address that any computer on the Internet can reach. Unfortunately, many Internet service providers (ISPs) assign only private addresses. Private addresses are generally unreachable, as if they were behind a firewall. Such addresses can help keep interlopers from easily accessing your Mac, but they can also block legitimate remote access.

Finding out whether your router's IP address is publicly reachable can be tricky. If your ISP assigned you an address for your router that must be entered manually, and it doesn't start with 10, 192, or 174, it's likely public. If your router's address is assigned by



NAT Port Mapping To see if Network Address Translation–Port Mapping Protocol is turned on, check AirPort Utility's Manual Setup.

DHCP, launch AirPort Utility, select your router, click on Manual Setup, and then click on the Internet icon to find the address assigned next to IP Address; again, if it doesn't start with 10, 192, or 174, it's probably public.

Beyond those two steps, the only reliable way to find out your router's IP address is to check with your ISP. If you don't have a publicly reachable IP address, you can request one. Some ISPs provide such addresses for free; others charge for them.

If your computer has its own publicly reachable IP address, your router's address doesn't matter, and BtMM should work just fine (assuming you can fulfill the other three requirements).

Automatic Port Mapping

The second requirement is **automatic port mapping**. Ports are to an IP address as apartment numbers are to an apartment building. Back to My Mac needs to be able to ask your router to open specific ports on

your router. The BtMM system on one computer passes those port numbers via MobileMe to any other BtMM system so that any two BtMM-enabled computers using your MobileMe account can communicate with each other.

Automatic port mapping comes in two forms. Network Address Translation–Port Mapping Protocol (NAT-PMP) is found only in Apple AirPort base stations released in 2003 or later. It's enabled by default. To make sure it's on, open AirPort Utility (/Applications/Utilities), select your base station, and click on the Manual Setup button at the bottom. Click on the Internet button, and select the NAT tab. Make sure Enable NAT Port Mapping Protocol is checked. If it isn't, check it and then click on Update.

The other, more widely used form of automatic port mapping is called Universal Plug and Play (UPnP), and Back to My Mac works just fine with it. UPnP is found in nearly all broadband gateways from vendors such as D-Link, Linksys, and Netgear.

Because of security concerns, UPnP isn't always turned on out of the box.



Keep an eye on our retail partners for more great deals!



Use the discount code **→ JUICE09**
at mophie.com for a 5% discount

the mophie **juice pack** give it a *squeeze*

More than double your iPhone 3G power with this
rechargeable battery inside a non-slip, comfort-grip case!



[mStation | mophie]



Enabling it varies from router to router. Typically, you'll enter an IP address in your browser to connect to the router's built-in configuration tool and then search for advanced or multimedia options. With nearly all of Linksys's routers, for instance, you select the Administration tab, choose the Management tab beneath it, and select Enable next to the UPnP label; you then click on Save Settings to restart the router with UPnP turned on.

Unfortunately, many routers—most notably those from 2Wire, which provides broadband modems/routers to several major phone companies—don't support UPnP at all, usually because of telco security concerns.

To find out whether your router supports either NAT-PMP or UPnP automatic port mapping, select the Back to My Mac tab in the MobileMe preference pane. It should tell you whether Leopard can properly get what it needs from your particular router. If you see an error about NAT-PMP or UPnP after turning on Back to My Mac, check your router's manual.

Leopard and MobileMe

The third requirement for BtMM is **Leopard** itself; version 10.5.4 or later is best. If you want to connect to or from computers using Tiger, Panther, or even Windows, there are other ways to connect them (see "BtMM Alternatives").

Finally, BtMM requires a **MobileMe account**. BtMM needs a place to stash information about each computer that you control. MobileMe is that place.



Back to My Mac On This tab in the MobileMe pane in System Preferences tells you whether or not Back to My Mac is working.

BtMM Alternatives

Back to My Mac isn't the only way to connect to remote computers. I regularly use two alternatives: Timbuktu Pro (macworld.com/0265) combined with Skype (www.skype.com); and LogMeIn Free for Mac (macworld.com/4247). Both will often work on network setups that BtMM can't handle.

Timbuktu Pro is a venerable program that, when paired with Skype, can enable you to reach otherwise unreachable computers for remote screen control and file exchange. To start, you set up a free Skype account; download, install, and launch the Skype software; and then log in. That done, you launch Timbuktu Pro. You should see an additional tab in its New Connection window showing Skype contacts and noting which ones have enabled Timbuktu support for Skype. You can then select one of those contacts (which could be your remote Mac) and make the connection. This technique usually works anywhere you can make and receive Skype calls or instant messages. The only downside: you need a copy of Timbuktu Pro for each computer; a starter pack of two licenses costs \$180.

That price tag is part of the reason I recommend LogMeIn Free for Mac for home users and small businesses. As the name implies, the service lets you set up an account at no cost. You download and install a small software package for each machine you want to remotely control. You can then use the company's Web site (it supports Safari and Firefox) to access remote machines. You can control both Mac and Windows computers that have LogMeIn installed. The company announced a beta test in October of iPhone and iPod touch software, called Ignition, that would work with Mac OS X and Windows LogMeIn clients, too.

Back to My Mac's promise is good. When it works, birds sing and it's sunny every day. But if you can't get BtMM to work, try one of the aforementioned alternatives. They should serve you well until Apple fixes what's ailing BtMM and catches up with its cleverer competitors.

For example, when you sign into MobileMe via its preference pane and have Back to My Mac turned on, Leopard asks the router for those port numbers behind the scenes and then passes that information on to MobileMe.

MobileMe also updates DNS records (the service that turns human-readable domain names into computer-readable numeric IP addresses), allowing each computer logged into the same MobileMe account to access what it needs to connect with any of the others.

You need a full MobileMe account to use Back to My Mac: either an individual

account, or an account that's part of a family pack. The cheaper e-mail-only add-on account won't work.

If you don't meet all four of these requirements, Back to My Mac simply isn't an option for you. When I first started testing BtMM in fall 2007, I was able to use manual port mapping—in which I assigned fixed ports to BtMM—to get BtMM to work. But that didn't work consistently. Apple doesn't support it, and I've been unable to get it working in a while.

Note that BtMM is asymmetrical: if computer A is connected to a network that meets the Back to My Mac specs, and computer B is not, B can still connect to A; but the reverse is not true. ❌

Glenn Fleishman is the author of the e-book *Take Control of Back to My Mac* (TidBits Publishing, 2008) and is a frequent contributor to *Macworld*.



Discover A Whole New World With Rosetta Stone!



Arabic • Chinese (Mandarin) • Danish • Dutch • English (American) • English (British) • French • German • Greek • Hebrew • Hindi • Indonesian • Italian • Irish • Japanese • Korean • Latin • Pashto • Persian (Farsi) • Polish • Portuguese (Brazil) • Russian • Spanish (Latin America) • Spanish (Spain) • Swahili • Swedish • Tagalog (Filipino) • Thai • Turkish • Vietnamese • Welsh

Only Rosetta Stone® uses **Dynamic Immersion™** to teach you a language quickly and efficiently without tedious translation, mindless memorization and boring grammar drills. It's the world's leading language-learning software.

- You'll experience **Dynamic Immersion** as you match real-world images to words spoken by native speakers so you'll find yourself engaged, and learn your second language like you learned your first... for a faster, easier way to learn.
- Our proprietary **Speech Recognition Technology** evaluates your speech and coaches you on more accurate pronunciation. You'll speak naturally.
- And only Rosetta Stone has **Adaptive Recall™**, that brings back material to help you where you need it most, for more effective progress.

Plus, Rosetta Stone now offers **Audio Companion™** to help you make even faster progress. Simply download the CDs to your audio or MP3 player and use Rosetta Stone on-the-go!

Get Rosetta Stone—**The Fastest Way to Learn a Language. Guaranteed.®**

SAVE 10%!

**100% GUARANTEED
SIX-MONTH MONEY-BACK**



Level 1 with Audio Companion		Reg. \$259 NOW \$233
Level 1&2 with Audio Companion		Reg. \$419 NOW \$377
Level 1,2&3 with Audio Companion		Reg. \$549 NOW \$494

©2008 Rosetta Stone Ltd. All rights reserved. Patent rights pending. Prices are subject to change without notice. Six-Month Money-Back offer is limited to product purchases made directly from Rosetta Stone and does not include return shipping. This offer does not apply to Rosetta Stone Online or Audio Companion™ purchased separately from the software product. All materials included with the product at the time of purchase must be returned together and undamaged to be eligible for any exchange or refund.

Call
(866) 292-9598

Online
RosettaStone.com/ozs029

To get this offer, use promotional code **ozs029** when ordering.
Offer expires February 28, 2009.

RosettaStone® 

Best Drum Software

How to create the ideal beat **BY JIM DALRYMPLE**

Drums are the backbone of almost any song, the driving rhythm that sets the pace and keeps the time. And for computer-based recording, drum software can be indispensable.

Thankfully, drum samplers have come a long way from the lame beats and cheesy sounds of the past. Many of the top-notch drum samplers now available feature drum hits recorded in professional studios with studio musicians, or in some cases with famous drummers using their own kits.

BFD2

FXpansion's \$399 BFD2 (www.fxpansion.com; upgrade from 1.5, \$199) is probably the best-known of all the drum samplers on the market. With its long history comes a lot of experience in delivering an application full of features without being difficult to understand and use.

BFD's main interface is tabbed so you can reside in a dedicated window depending on the work you want to do—the Kit, Mixer, Grooves, Keymapping/Automation, or Preferences pages.

Using the Kit page, you can perfect the sound of individual pieces of the kit. For example, you could load up a Ludwig drum kit but then decide you really like the Yamaha snare—double-click on the snare icon on the Kit page, and you can insert a new snare without affecting the rest of the kit.

With the ability to change out kit pieces, the possible combinations of drum sounds are almost endless. But BFD also comes with a host of options for each kit piece—you can add reverb, pan the signal, and even control the bleed settings for the kick and snare. You can take it a step further on the Mixer



Addictive Drums With the mixer on every page, you can easily make adjustments to the sound.

page by adding compression, EQ, gain, and many other types of effects on a kit piece or a bus channel. You can even control the distance the overhead and room mics are from the kit.

Every setting produces a change in the sound that reacts exactly the way you would expect it to if you were actually in a drum room making those same changes to analog gear.

The Grooves page is where you choose one of the included grooves or where you can make your own. You can choose to build a set groove pattern or play random grooves, complete with autofills every 8 or 16 beats, or any number of beats you decide.

Superior Drummer and EZplayer Pro

Toontrack (www.toontrack.com) has two new products tailored to experienced

users: Superior Drummer and EZplayer pro. The \$349 Superior Drummer 2.0 is Toontrack's flagship drum sampler. It lets you choose the best drums for the song you are writing and then add effects, panning, and the like.

Superior Drummer doesn't include a groove section to lay out the beats you will play in your song—you do that with the included version of EZplayer pro. I was skeptical when I first heard about this split setup, but after using it for a while, I found it worked well because it provides the power of two separate applications.

When Toontrack developed the \$49 EZplayer pro, it made an application that is more than just a groove-maker. It can actually use and map all of the MIDI files on your computer from the different drum samplers you have installed.

It's time to face the music.

"... if sound quality is high up on your list, you'll find a way to squeeze these bad boys onto your desktop."

"8 out of 10."



CNET.com
3/27/08



Studiophile AV 40 Desktop Speaker System

Let's face it. Plastic computer speakers sound like... well, plastic computer speakers. M-Audio® Studiophile® AV 40 desktop speakers are the real deal. They've descended from a long line of professional studio reference monitors—making them the perfect solution for anyone who wants top-notch sound from their desktop multimedia system. With countless rave reviews from top technology critics, the choice should be clear. Experience your music the way it's meant to be heard with the Studiophile AV 40 system.

Available at:

Apple Store www.apple.com amazon.com



MIKRO CENTER



© 2008 Avit Technology, Inc. All rights reserved. Avit, M-Audio, the "M" logo and Studiophile are either trademarks or registered trademarks of Avit Technology, Inc. in the U.S. and in other countries. All other trademarks contained herein are the property of their respective owners. Product features, specifications, system requirements and availability are subject to change without notice.

M-AUDIO
www.m-audio.com



EZplayer pro lets you drag and drop MIDI grooves into the player section of the interface. You can even control the sequence of how it plays files—straight across the track, or randomly on different layers. The resulting grooves provide a great mix of music.

EZplayer pro also lets you set up a track to record your sequence of grooves into one master file, so you can drag it into your digital audio workstation and play it back with Superior Drummer or another sampler of your choice.

KitCore and DrumCore

Submersible Music took a different approach when developing its drum-sampling products. Although they lack the flashy interface of some of the other products, they offer good-quality drum samples—and a lot of them.

The \$199 DrumCore 2.5 (www.submersiblemusic.com) is a stand-alone application that contains both audio (recorded drumbeats) and MIDI (editable data) samples. DrumCore features a very easy-to-use interface. On the left side is a list of the drummers, and on the right is a list of grooves from the drummer you chose. On the bottom you have the clickable grooves—both audio and MIDI—with an option to include fills.

You can export beats to a folder or directly to applications such as Apple's Logic, Digidesign's Pro Tools, or Steinberg's Cubase. Or you can use another Submersible application, KitCore.

The \$49 KitCore uses a drum-pad interface, letting you click on an icon to hear individual drum sounds. You can also mute and solo pieces with a simple click, and use multiple outputs for each kit piece.

Often, when using MIDI grooves, you end up with beats that sound fake. To remedy this problem, KitCore includes a feature called LiveDrummer that humanizes the beat until it sounds more like a real drummer.

Perhaps the biggest benefit that Submersible brings to the table is the amount of add-on drummer packs—11GB worth from the likes of Guns N' Roses' Matt Sorum and Yes's Alan White.

Addictive Drums

XLN Audio's \$250 Addictive Drums 1.1 (www.xlnaudio.com) feels comfortable from the first time you launch it. The interface is split into four tabs: Kit, Edit, FX, and Beats. The Kit page lets you load one of the many included drum kits and change any of the individual kit pieces.

Since each kit piece has a different sound, you want the ability to adjust the volume, or mute or solo pieces, without moving to a different page. Fortunately, the mixer is on the same page as the kit pieces, so it's easy to set up your kit.

The best part is, the mixer appears on every page, so if you make an adjust-

ment or add an effect, the mixer is always available to you.

BFD lets you add reverb, pan the signal, and even control the bleed settings.

ment or add an effect, the mixer is always available to you.

The Edit page gives you the option to move the mic position; add EQ and compression; and change the pitch, volume, and panning. You can also add one of four reverbs on each of two reverb channels and then control each reverb per kit piece.

In addition to being very configurable, Addictive Drums also includes a generous amount of grooves that you can mix and match in your host application.

the drum kit, with an abundance of sliders and dials all around you. You can change the complexity of the kit, the intensity of the playing, and the timing without leaving the main plug-in window. On the left side of the interface, Strike gives you collapsible folders that contain the drum kits, beats, styles, and mixes. In addition to the many included presets for each of these categories, you can also save your own presets.

If you do venture further into the plug-in, you will find the ability to adjust many of the settings on a per-kit-piece basis. For instance, on the Style page, you can adjust the intensity, complexity, dynamics, timing, and hit variance of the

snare. That's a great option to have if you want to keep the kit tight, but also give the effect of the drummer double-hitting the snare or allowing the stick multiple snare hits per kick.

And if you've ever recorded a drum kit, you know that you'll get a different sound depending on where you place the mics, so Strike lets you adjust mic placement on a per-kit-piece basis, too. ☑

Jim Dalrymple is *Macworld's* editor at large.

Strike

If you're a Pro Tools user, you have a drum-sampler option not available in other applications—Digidesign's \$299 Strike (www.digidesign.com). As with most things that Digidesign does, Strike is packed full of features. You get an overhead view of



Strike Pro Tools users can enjoy the myriad options available with Strike.

How Your Brain Works

Look inside this Astonishingly Complex Organ with
One of the Most Effective Teachers in America

Everything you hear, feel, see, and think is controlled by your brain. It allows you to cope masterfully with your everyday environment, and is capable of producing breathtaking athletic feats, sublime works of art, and profound scientific insights. But its most amazing achievement may be that it can understand itself.

Understanding the Brain takes you inside this astonishingly complex organ to show you how it works. Recent decades have seen unparalleled advances in understanding how the brain does what it does. Today we can pinpoint the specific regions where some of life's most mysterious processes take place.

You will share Professor Jeanette Norden's consuming passion in these 36 lively lectures, which Professor Norden has designed specifically for those without a background in science. "All you need to bring is your own brain and a desire to learn," she says.

Our endogenous reward system is considered responsible for the internal positive feelings we experience when engaging in activities as diverse as interacting with friends, reading a good book, or viewing a sunset. People who enjoy learning have these areas stimulated when they take a course such as this one—so reward yourself! Our brains are incredibly plastic, which means that we continue to learn from our experiences at any age in ways that enrich our lives.

About Your Professor

Dr. Jeanette Norden is a neuroscientist, Professor of Cell and Developmental Biology in the School of Medicine, and Professor of Neurosciences in the College of Arts and Sciences at Vanderbilt University. Dr. Norden has won numerous university and national teaching awards and was the first recipient of the Chair of Teaching Excellence at Vanderbilt.

About The Teaching Company

We review hundreds of top-rated professors from America's best colleges and universities each year. From this extraordinary group, we choose only those rated highest by panels of our customers. Fewer than 10% of these world-class

About Our Sale Price Policy

Why is the sale price for this course so much lower than its standard price? Every course we make goes on sale at least once a year. Producing large quantities of only the sale courses keeps costs down and allows us to pass the savings on to you. This also enables us to fill your order immediately: 99% of all orders placed by 2 pm eastern time ship that same day. Order before March 13, 2009, to receive these savings.



scholar teachers are selected to make The Great Courses.*

We've been doing this since 1990, producing more than 3,000 hours of material in modern and ancient history, philosophy, literature, fine arts, the sciences, and mathematics for intelligent, engaged, adult lifelong learners. If a course is ever less than completely satisfying, you may exchange it for another, or we will refund your money promptly.

Lecture Titles

1. Historical Underpinnings of Neuroscience
2. Central Nervous System—Gross Organization
3. Central Nervous System—Internal Organization
4. Central Nervous System—Subdivisions
5. Cortex—Lobes and Areas
6. Cortex—Sensory, Motor, and Association Areas
7. Central Nervous System—Development
8. Central Nervous System—Cellular Organization
9. Pathways and Synapses
10. Neurotransmitters
11. Stroke
12. The Visual System—The Eye
13. The Visual System—The Cortex
14. The Auditory System
15. The Somatosensory System
16. Agnosias
17. The Motor System—Voluntary Movement
18. The Motor System—Coordinated Movement
19. Parkinson's Disease
20. Language
21. The Limbic System—Anatomy
22. The Limbic System—Biochemistry
23. Depression
24. The Reward System—Anatomy
25. The Reward System—Drugs
26. Brain Plasticity
27. Emotion and Executive Function
28. Processing of Negative Emotions—Fear
29. Music and the Brain
30. Sexual Dimorphism of the Brain
31. Sleep and Dreaming
32. Consciousness and the Self
33. Alzheimer's Disease
34. Risk Factors for Alzheimer's Disease
35. Wellness and the Brain—Effects of Stress
36. Neuroscience—Looking Back and Looking Ahead

Please Note: These lectures are in no way designed to be used as medical references for the diagnosis or treatment of medical illnesses or trauma. Questions of diagnosis or treatment of medical conditions should be brought to the attention of qualified medical personnel.



THE TEACHING COMPANY®
"The Joy of Lifelong Learning Every Day!"
GREAT PROFESSORS. GREAT COURSES. GREAT VALUE.
©2008 THE COMPANY

SAVE \$275!
OFFER GOOD UNTIL MARCH 13, 2009

1-800-TEACH-12 (1-800-832-2412)

Fax: 703-378-3819

Special offer is available online at

www.TEACH12.com/7macw



THE GREAT COURSES
THE TEACHING COMPANY
4151 Lafayette Center Drive, Suite 100
Chantilly, VA 20151-1232

Priority Code 32375

Please send me **Understanding the Brain**, which consists of thirty-six 30-minute lectures plus Course Guidebooks.

☐ **DVD \$99.95** (std. price \$374.95) **SAVE \$275!**
plus \$15 shipping, processing, and Lifetime Satisfaction Guarantee

☐ **Check or Money Order Enclosed**

* Non-U.S. Orders: Additional shipping charges apply.
For more details, call us or visit the FAQ page on our website.

** Virginia residents please add 5% sales tax.

Charge my credit card:

☐ VISA ☐ MC ☐ AMEX ☐ DISC

Account Number

Exp. Date

Signature

Name (please print)

MasterCard Address

City/State/ZIP

Please (if we have questions regarding your order—required for international orders)

☐ **FREE CATALOG.** Please send me a free copy of your current catalog (no purchase necessary).

Special offer is available online at www.TEACH12.com/7macw
Offer Good Through: March 13, 2009

Mac OS X Hints

The insider tips you won't get from Apple **BY ROB GRIFFITHS**

Strip Formatting from Copied Text

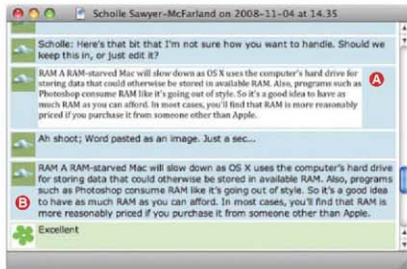
When you copy text in Mac OS X, one of two things ends up on the Clipboard: formatted text, which retains font and style information, or unformatted text, which consists of your letters and nothing more. The form you get is up to the program from which you're doing the copying—you have no say in the matter. Most of the time, this works out. But sometimes it's a real hassle.

Take, for instance, the case of Microsoft Word and Apple's iChat. When you copy text from a Word document into an iChat window, the pasted text appears as an image instead of text (see "Pasting Problems"). This is almost certainly not what you intended, since you can't alter or copy and paste this text. But there's a simple solution—and one that works for many other programs, too. Instead of using Edit: Paste (⌘-V) to paste your text, use Edit: Paste And Match Style (⌘-shift-option-V). This pastes the Word selection as text rather than as a graphic, and converts it to match the font and style you've set for iChat.

Have a Hint to Share?

Go to MacOSXHints.com to submit it. This column was based on tips from Martin Girschick and anonymous contributors. Each month, the

author of our favorite tip receives the *Help Desk* mug.



When you encounter a program that doesn't include a paste-and-match-style option, you can use an intermediary program that does—TextEdit, for instance. Paste the text into a TextEdit document to strip out all formatting, and then paste the text from there into your destination program.

If you're copying the text from Apple's Safari, there's another option. Select the Web page text you want to copy, press ⌘-C, click once in the Google search box (or press ⌘-L to select the URL bar and then press Tab), and finally paste the copied text (⌘-V) into the search box. Now select all text in the search box (⌘-A), copy it (⌘-C), and then switch to your destination program and paste (⌘-V).

Add iChat Buddies from Anywhere

If you're an iChat user, it's easy to add a buddy to your buddy list—just select Buddies: Add Buddy, or press ⌘-shift-A when you're chatting with someone new.

Alternatively, you can click on the plus sign (+) at the bottom of your Buddy List window and select Add Buddy from the pop-up menu. In the sheet that appears, type the AIM address or start typing the person's first or last name in the fields to access your Address Book records. When the name you'd like to add appears, click on Add and you're done. This method works perfectly well—assuming you're in iChat when you realize that you want to add a buddy.

However, I'm usually in Address Book when I realize that I want to add someone to my iChat list. It's not necessary to toggle back to that program, though, if you know one trick: drag and drop the contact's name from Address Book directly into the iChat Buddy List window, and that person will be added as a buddy.

Note that if you use the Offline group in iChat (View: Use Offline Group) so that you can tell which of your buddies is offline, you may think at first this trick

Pasting Problems

If you copy text from Microsoft Word and paste it into an iChat message window, it comes across as an image instead of normal text that you can alter or copy and paste into another document.

SPECIAL
Macworld
OFFER

10th ANNIVERSARY SPECIAL WEB HOSTING OFFER!

What's Yours?

Mac® Friendly
Hosting!

What's your dream? What's your passion?
Whatever it is, make it come alive at Netfirms®

We're celebrating our **10TH ANNIVERSARY** so we're giving you the chance to experience a whole year of our most popular website hosting plan for just \$20. Get started today and get **2 FREE domain names**, Netfirms SiteBuilder and powerful clustered hosting performance.

- ▶ Experienced and trusted: powering over **1 million websites**
- ▶ **Professional-grade web hosting** for your new or existing website
- ▶ **Handle traffic spikes** with our cloud computing hosting platform
- ▶ The world's most **user-friendly** Website Control Panel
- ▶ Fast and friendly **Customer Support** 24 hours a day, 7 days a week
- ▶ Make website building a breeze with **Free One-Click Apps**

Netfirms ADVANTAGE® Hosting

Disk Space	250GB
Bandwidth/month	2000GB
Domain Names	2 FREE
Netfirms SiteBuilder	Yes
E-commerce Ready	Yes
Instant Blogs	Yes
Photo Galleries	Yes
24/7 Customer Support	Yes
E-mail Accounts	500

SALE PRICE

\$20
ONE YEAR!**HURRY!
LIMITED-TIME
OFFER:**

Get a full year of
our most popular
web hosting plan
for just \$20 (reg. \$120)

(that's more than 80% off!)

Get started today!**www.netfirms.com/Macworld****Or call 1-866-317-4678 Coupon code: **MACWORLD****

Special offer expires March 31, 2009. Netfirms is a trademark of Netfirms Inc. All other trademarks are property of their respective owners. ©2009 Netfirms, Inc. All rights reserved.

**com**
only \$6.99ALSO FROM NETFIRMS: com.netfirms.org
LOW, LOW Domain Prices at only \$6.99 for 1 year!**netfirms®**

doesn't work. The new contact will not appear in your main list or in the group to which you've added it unless the person happens to be online at the time.

View All Events in Leopard's iCal

While the version of iCal that comes with Mac OS X 10.5 (Leopard) includes some nice changes, others aren't so nice. For instance, in the OS X 10.4 (Tiger) version, clicking on the List View button at the lower right of the iCal window brought up a pane listing all your events. That button—and seemingly the ability to see all events—is gone in Leopard.

However, you can use a workaround to create a similar view. Simply type a period (.) in the search box at the top right of the iCal window. This runs a search that finds all of your events and to-do items and then displays them in a pane at the bottom of the iCal window. You can reorder the entries in this list by clicking on a column header; click twice to reverse the sort order.

You can select events (or multiple events, using shift- or ⌘-click) from this list and then copy them for pasting into another calendar or another program. You can also delete events from the list this way. (Alternatively, you could tap into iCal's ability to delete events older than a specified number of days. To find and turn on this option, go to iCal: Preferences and click on the Advanced tab.)

If you'd like to narrow down the results you get from this general search—so that only events appear, for instance—click on the arrow next to the magnifying glass in the search box. Use the resulting drop-down menu to control what shows up.

Create Screen-Sharing Shortcuts

Given that our Macs are spread throughout the house, I use Leopard's screen-sharing feature frequently to work with machines that don't happen to be sitting where I am. You can create a shortcut to screen sharing with any machine on your network by using your Web browser and a special URL: `vnc://addressofmachine`. The `addressofmachine` part can be either a raw IP address (192.168.1.203, for example) or that Mac's Bonjour name,

which is typically whatever you named the machine, followed by .local.

I prefer to use the IP address, because that typically won't change, whereas you may rename your Macs. You can find your Mac's IP address by opening the Network preference pane and then clicking on your connection type (Ethernet, AirPort, and so on) in the left panel. Your IP address should appear somewhere in the right side of the window.

Once you've typed the above address into your browser's address bar, don't press return. Instead, select the text you've just typed, click and hold over the selection, wait a second or so, and then drag and drop the URL to your desktop. This will create a .vncloc file on your desktop. Double-click on that, and Screen Sharing will launch and connect to the specified machine. (I've tested this in Safari and Mozilla Firefox.)

Once you've created the shortcuts, you can make them even easier to use—and easier to distinguish visually—by changing their names and icons. You can find some great icons bundled with OS X in the /System/Library/CoreServices folder. Control-click on the CoreTypes.bundle folder there, choose Show Package Contents, and then navigate into Contents/

WHAT'S ONLINE

Fix Inaccessible Palette

Character Palette stuck behind the menu bar? Here's a Terminal fix (www.macworld.com/4174).

Disable Trackpad for Extended Typing Sessions Here's a quick way to prevent your laptop's trackpad from moving the cursor around by accident (www.macworld.com/4175).



Resources in the new window that opens. Scroll down to the files whose names start with com.apple, and open those that you'd like to use in Preview. Click once in the image area of Preview. Then select all (⌘-A), copy (⌘-C), and paste (⌘-V) into the icon box of the Get Info window for the files you've created. I put my shortcuts in a folder, dropped that folder into the right side of the Dock, and then set it to display as a grid (see "Shortcut to Other Macs"). You could also drop the folder in the Finder's sidebar or toolbar. ☑

Senior Editor **Rob Griffiths** runs the MacOSXHints.com Web site.



Shortcut to Other Macs By creating special URL aliases in your Web browser and then applying some bundled OS X icons, you can create great-looking one-click screen-sharing shortcuts that allow you to quickly access other Macs on your network.



Smartshedding® Technology

Allows the master outlet to sense when your computer has either been turned off or has gone into sleep mode so it can shut off power to peripherals plugged into the controlled outlets, saving you power and money.

Your data should last forever. And so should our planet.

Save \$40* a year on your electric bill with the most efficient battery backup yet.

Let's protect what's important

What's in your computer? Photos, music, personal files, financial data, broadband access, videos, and more. Your computer has never been more important, and yet it has never been at higher risk for damaging power surges and other disturbances.

So like most people, you need to protect your assets. But like most people, you'd also like to protect the environment. With our new energy conscious products, you can do both. Energy efficient by design, our new smart products protect the power going in your computer, at a cost that is quickly offset by big energy savings. How? Not only do the new Back-UPS ES® and SurgeArrest® use power very wisely, they also boast a master/controlled outlets feature, which automatically powers down idle devices to conserve energy.

APC power protection products are available at:



"The price tag on the new UPS is \$99.99. While I'm not in the habit of endorsing products in this blog, if you're in the market for a workstation-class UPS, why not opt for the greener option?"

- Heather Clancy,
20Net.com

In fact, while protecting your power supply, we're up to 5 times more energy efficient than any other solution. By saving you \$40 a year in energy costs, our Back-UPS ES pays for itself in 2 short years. The high frequency, low copper design has a smaller transformer and environmental footprint. Even the packaging has been carefully selected and manufactured to maximize use of recycled materials and minimize waste.

In this world, every decision you make counts. So protect your power with a battery backup that works to protect the environment. It conserves power, it pays for itself, and it's backed by APC's 20-plus years of Legendary Reliability®. For more information on this or our other great products, or for information about environmentally responsible disposal of your old battery, visit www.apc.com



Energy efficient solutions for every level of protection:

Surge Protection

Starting at \$34
Guaranteed protection from surges, spikes, and lightning.

7 outlets, Phone/Fax/Modem Protection, Master/Controlled Outlets

Save \$25 per year on your electric bill



Battery Back-UPS®

Starting at \$99
Our most energy efficient backup for home computers.

10 outlets, DSL and Coax protection, Master/Controlled Outlets, High Frequency Design, 70 minutes of runtime*

Save \$40 per year on your electric bill



APC can help with your other power protection needs. Visit apc.com to see our complete line of innovative products.



Enter to Win a Back-UPS® ES 750G! (A \$99 value)

Also, enter key code to view other special offers and discounts.

Visit www.apc.com/promo Key Code g498w or Call 888.289.APC x4002 or Fax 401.788.2797

APC
Legendary Reliability®

©2009 American Power Conversion Corporation. All trademarks are owned by Schneider Electric Industries S.A.S., American Power Conversion Corporation or their affiliated companies.

e-mail: esupport@apc.com • 132 Fairgrounds Road, West Kingston, RI 02890 USA • 900-0965 *Runtimes may vary depending on load.

*Average savings are based on comparable competitive models, and are comprised of two energy saving features: an ultra efficient electrical design, and the master/controlled outlets feature.

Mac 911

Solutions to your most vexing Mac problems **BY CHRISTOPHER BREEN**

Document-Switching Shortcuts

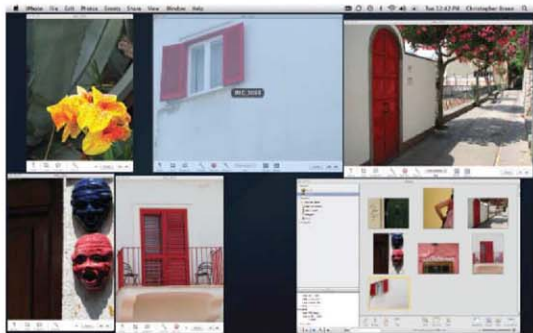
Q: When I used Windows, I could switch between open Microsoft Word documents using a keyboard command. Can you offer any suggestions for more easily switching between documents on my new Mac?

David Utts

A: Start by memorizing this keyboard shortcut: **⌘-tilde (~)**. This is a universal Macintosh shortcut for moving through open windows within an application or the Finder. Just hold down the **⌘** key and press the tilde key each time you want to move to another open document. Press **⌘-shift-tilde**, and you'll move in the opposite direction through those open windows.

Or you can use your mouse. Word lists all open documents in its Window menu. Regrettably, it doesn't assign keyboard shortcuts to these open documents. Alternatively, click and hold on the Word icon in the Dock. A contextual menu will appear with a list of all the open documents (see "Dock Document-Switching"). Choose the one you like, and it becomes the active document.

Finally, locate the **F10** key on your Mac's keyboard and give it a press (use **Fn-F10** on a laptop). This invokes Exposé's Application Windows function, a handy feature that exposes all of an



Expose Open Program Windows Invoking Exposé's Application Windows keyboard command (**F10** by default) lets you quickly see a program's open windows and choose a different one.

application's open documents, except for those you've minimized to the Dock. To select a different document, drag the cursor over the window you want. Its name will appear when the cursor moves over it (see "Expose Open Program Windows"). Let go of **F10** to bring the document you were hovering over to the fore. This feature is so useful that I used the Exposé & Spaces preference pane to assign my mouse's scroll button to invoke it.

Word and Anonymous Comments

Q: I'm working on a project where a Microsoft Word 2008 document is being passed from person to person. I received the article last night for a final pass and discovered that all the tracked changes and comments were now

attributed to "Author" instead of the people who made the changes. What happened?

Cynthia Amberson

A: From the sound of it, the last person who worked on the document enabled a security setting that



Dock Document-Switching Just click and hold on a program's Dock icon to choose one of its open windows.



Have a problem?

Go to the Mac 911 forum (macworld.com/246/) for help with your misbehaving Mac or applications.

stripped the document of personal information. Specifically, that person selected Word: Preferences, clicked on Security, and then enabled the Remove Personal Information From This File On Save option. When you save the document, the option removes all the names associated with changes and comments, and replaces them with a generic "Author." In the process, it also gets rid of the date and time stamp from those changes and makes each change and comment the same color.

Secure though it may be, enabling this option can wreak all kinds of havoc. The loss of the author names and the date and time stamps makes it impossible to trace changes and comments back to their source. Invoke the option, and the electronic "paper trail" is gone.

That's why it takes a deliberate effort to do this. The option is not on by default, and when it's switched on, it applies only to the active document.

If the loss of this information has proven to be more than a little inconvenient for you, I suggest you contact the person who last had the document and ask if he or she has an earlier version. During that conversation, you might also stress that the decision to enable an option like this is best left to the last person tasked with touching a document.

Remapping PC Keyboards

Q: I've acquired a used Microsoft Bluetooth keyboard with no manual. It works, but the \mathbb{A} and option keys are reversed. Any solution?

Roger Vaught

A: If you're running Mac OS X 10.4 (Tiger) or later, check out the Keyboard & Mouse preference pane and, within it, the Keyboard tab. Click on the Modifier Keys button, and you'll find that you can change modifier-key assignments such as caps lock, control, option, and \mathbb{A} (see "Changing Keys").

If your keyboard doesn't respond to such treatment, give Microsoft's free IntelliType Pro 6.3 for Mac (macworld.com/4086) software a try. It includes a

Bugs & Fixes BY TED LANDAU



Tracking iPhone Crashes

If your iPhone or iPod touch crashes more often than you would like, conventional wisdom typically attributes this to third-party programs on your phone—the ones you added via the App Store. However, this is not necessarily the case. To check, launch Console on your Mac (Applications/Utilities/) and navigate to Log Files/CrashReporter/MobileDevice/device name. This is where you'll find a list of every recent crash, sorted by the name of each process that crashed. (The list is updated each time you sync your iPhone or iPod.) I found that the vast majority of these crashes were due to Apple processes, despite the fact that I have more than 40 third-party apps on my iPhone. No matter who the culprit is, try my advice for handling freezes and crashes (macworld.com/4089).



Crash-Happy NYTimes App

One pernicious iPhone app causes more crashes on my

iPhone than any other: the free NYTimes iPhone application (macworld.com/4090). There's nothing you can do to fix these crashes except wait for the *New York Times* to release an update that fixes the bugs.



OS X 10.5.5 Font Problem

Apple's update introduced a rare font-display problem that occurs when you use Apple's built-in software (such as Preview or Safari) to display a PDF file that has the TimesNewRomanPS-ItalicMT font embedded in it. The text displays unattractively, with too-thin lines. One obvious workaround is to use Adobe Reader to view the document, instead of Preview. Otherwise, you must wait for a future OS X update to remedy this.

Senior Contributor **Ted Landau** is the founder of MacFixit (www.macfixit.com). Share your problems at bugs@macworld.com or on Macworld.com's Mac g11 forum.

feature for swapping modifier keys on Microsoft keyboards. If neither of those things work, check out Michael Baltak's free DoubleCommand (####; macworld.com/4087), a kernel extension you can use to swap the Alt and Windows keys on a PC keyboard.

Muting the Mac's Startup Sound

Q: I've loved the Mac's opening chime, but I wake up before the rest of my family, and my new iMac's chime is very loud. For the sake of family harmony (excuse the pun), is there any way that I can reduce the volume—perhaps via a Terminal command or something like that?

Stephen Mette

A: You can solve this age-old problem with a little forethought. On a newish Mac, press the mute key on the keyboard before you shut down the computer. When you next start up the Mac, you'll hear nothing more than its fans and hard drive.

If you're likely to forget to do that, you can use the Lower Volume & Shutdown



Changing Keys The Modifier Keys button is the gateway to remapping a keyboard's caps lock, control, option, and \mathbb{A} keys.

AppleScript, courtesy of Mac Developer Tips (macworld.com/4088), to shut down your Mac and, in the process, turn off its volume so you'll hear no startup sound when it boots. Go to the Mac Developer Tips Web site to copy this code, and then paste it into Apple's Script Editor (`/Applications/AppleScript/`):

```
tell application "Finder"
    display dialog "What would
you like to do?" buttons
{"Shutdown", "Restart", "Cancel"}
    default button "Shutdown" with
icon caution
    if button returned of result
is "Shutdown" then
        set volume 0
        shut down
    else if button returned of
result is "Restart" then
        set volume 0
        restart
    end if
end tell
```

Select File: Save. In the sheet that appears, choose Application from the File Format pop-up menu and enable the Run Only option. Click on Save and save it to a convenient location—the desktop, for example. Then, whenever you want to shut down or restart your Mac, double-click on this application rather than choosing the standard Shut Down and Restart commands under the Apple menu.

If you'd also like to automate the process of returning your Mac's volume to audible levels, create this AppleScript:

```
set volume 5
```

Save this as an Application with the Run Only option selected, and then make it a Login Item in your user account. To do so, choose your administrator's account within the Accounts preference pane, click on the Login Items tab, and then click on the plus-sign (+) button beneath the list of login items. In the sheet that appears, navigate to this AppleScript application, and click on Add. Next time you start up your Mac, this application will automatically set the volume to 5 (the middle position) once the Mac has finished its normal startup routine.



TOOLS OF THE TRADE

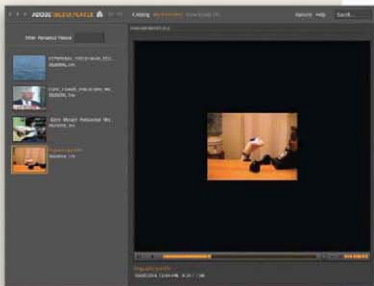
2 Ways to Capture Streaming Content

The Web is full of rich media content, but regrettably, much of it is streamed to your computer with no obvious way to download it, meaning that you either watch it right now or not at all. You can't save it for later or transfer it to a portable device such as an iPhone or iPod. Allow me to recommend a couple of useful (and free) tools for downloading, viewing, and converting some of those goodies:

1 Video DownloadHelper The first is Video DownloadHelper (www.downloadhelper.net), a free Mozilla Firefox extension. With it installed, an icon appears next to Firefox's Address field. When you visit a site with downloadable content—YouTube with its Flash movies, for example—simply select a movie and click and hold on the Download icon. From the contextual menu that appears, choose the movie; a Save dialog box then opens, prompting you to save the movie wherever you like.

Video DownloadHelper saves movies as Flash movie files. You can watch these on your Mac with Adobe's free Adobe Media Player (macworld.com/4091) or Apple's QuickTime Player (see "Play Flash Movies"). But what if you want to watch them on your iPhone or iPod? In that case, you will also need a copy of the \$30 QuickTime Pro (www.apple.com/quicktime). It can usually convert these Flash files to other QuickTime-compatible formats using File: Export, but in some cases the conversion may not work. (You may lose the soundtrack, for example.)

2 QTAmateur Another conversion option that's free and doesn't require QuickTime Pro is said to save iPhone- and iPod-ready clips is Michael Ash's free QTAmateur (macworld.com/4092). Not only can QTAmateur play all file types that are compatible with QuickTime, but it can convert single files, as well as files in batches.



Play Flash Movies Once you've downloaded your Flash movie, you can view it in Adobe Media Player (shown here) or in Apple's QuickTime Player.

Print Selected Text

Q: Is there some way to select specific pieces of text for printing rather than an entire document? When I ran Mac OS 9, I used John Moe's Net-Print for this, but it's not available for OS X.

Michael Laurence

A: There are a few ways around this one. The Print dialog boxes in some programs allow you to print just the selected text. For example, in Microsoft Word, select a chunk of text

and choose File: Print. One of the choices you'll see in the resulting Print dialog box is Selection. Enable that option, click on Print, and your selection prints.

But try this in one of Apple's programs—Pages, for example—and you'll find no such option. In this case, you can turn to Schubert's free Print Selection Service (www.schubert-it.com). Install it and you'll discover a new Print Selection entry in most programs' Services submenu. Select your text, choose *applicationname: Services: Print*

Come see us at booth #420 at Macworld Expo
An underwater adventure awaits...

AQUARIA



Download your free trial now: <http://www.AmbrosiaSW.com/mw>

AMBROSIA[®]
SOFTWARE INC.



INDEPENDENT
GAMES FESTIVAL
2007 WINNER

Aquaria requires a Mac with an Intel or PowerPC G5 and Mac OS X 10.4 or later.
Aquaria is a trademark of Ambrosia Software, Inc. and Bit Blot, LLC. Ambrosia Software, Inc. and the Ambrosia Software logo are registered trademarks of Ambrosia Software, Inc. All other brand, product, service, and feature names or trademarks are the property of their respective owners.

Selection, and click on the couple of buttons necessary for printing your text.

Unfortunately, Services aren't supported in all programs, so this isn't a complete solution either. The simple answer is to copy the selection, drop it into TextEdit, and print from there, but it's not the one-click trick that it was with Net-Print. Closer to the mark is MacEase's \$15 iPrint for OS X (www.macease.com). This utility runs in the background. Once it is installed, just select some text and press control-option-P, and the selected text in the active window will print. You'll lose some formatting along the way, but this method gets the job done.

Send Quick Messages Between Home Computers

Q: My wife and I work at home in separate offices. Back in the OS 9 days, there was a way to pop up a message on another computer on your network. It would be really helpful for us to be able to do something like this so we could trade bits of information without yelling across the house. Is it possible with OS X?

Bill Phillips

A: Perhaps the easiest way to do this is to use the Bonjour capabilities in Apple's iChat. On each computer, launch iChat, select iChat: Preferences, click on the Accounts tab, and enable the Use Bonjour Instant Messaging option. Choose Window: Bonjour List to see the names of the people running iChat on your local network. To send your wife a message, just double-click on her name in this window and start typing in the resulting Chat With window.

If you want something that works a little more like it did in the old days, check out Jack Beckman's free LANMessage (www.beckmanj.com). With LANMessage running on both Macs, a message sent from one system to the other will appear in a translucent window.

Whether you choose LANMessage or iChat, make sure to add the program as a login item on each computer so that it's ready to go when you start up each Mac. To do so, open the Accounts preference pane with an administrator



Boxed In Create a project with a standard aspect ratio in iMovie HD and import wide-screen footage, and you could wind up with letterboxed output.

account, click on the Login Items tab, click on the plus-sign button, navigate to the applications, and click on Add.

Avoid a Lengthy iMovie Letterboxing Process

Q: Whenever I import movies from my Panasonic HD camcorder into Apple's iMovie HD and then try to edit a clip, iMovie tells me it needs to letterbox the clip. This process can take hours. Is there some way to avoid this long wait?

Hans Matthews

A: First, ensure that you are importing your video correctly into Apple's iMovie HD (4:4:4; macworld.com/7377). The video you're importing is probably using a wide-screen (16:9) aspect ratio. If the project you've created is in a standard (4:3) aspect ratio, iMovie HD will letterbox it so that all the video appears in the clip, rather than fitting the video to the clip by cutting off its left and right edges (see "Boxed In"). So when you create a new project, choose either DV Widescreen or one of the HD formats from the Video Format pop-up menu in the Create Project window.

Suppose that you want your movie output to appear in a 4:3 aspect ratio

because you'll eventually watch it on an older TV, but you don't want it letterboxed. In that case, select iMovie HD: Preferences, click on the Import tab, and disable the Automatic DV Pillarboxing & Letterboxing option. You'll lose some of your video—those left and right edges—but at least iMovie won't force the tedious letterboxing process on your movie.

The day may come when you move to Apple's iMovie '08 (4:4:4; macworld.com/3097). It's even easier to change the Aspect Ratio option in that version of iMovie. When you choose New Project, down drops a sheet that includes a clearly marked Aspect Ratio pop-up menu with just three choices: Standard (4:3), iPhone (3:2), and Widescreen (16:9). The last one is the option you want.

Unlike iMovie HD, iMovie '08 lets you change aspect ratios after you've started to work on a project, which I find very helpful. Just choose File: Project Properties and, in the sheet that appears, change the setting in the Aspect Ratio pop-up menu. ☒

Senior Editor **Christopher Breen** is the author of *The iTunes and iPod Pocket Guide*, fourth edition, and *The iPhone Pocket Guide*, third edition (Peachpit Press, 2008).



Needs NoteBook. Has NoteBook.

Stickies, scraps of paper, web clippings, meeting notes, reminders — take control of it all with Circus Ponies NoteBook, the award-winning application for managing information. Get organized using a familiar notebook interface, with pages and tabs, sections and subsections. "Clip" web research, e-mails and other content to your Notebooks for later reference. Create voice-annotated notes and review them from your computer or iPod. Diagram and sketch when words won't suffice. Find anything instantly using NoteBook's patented Multidex™. Share your Notebooks as PDFs or as websites. And much more. NoteBook has everything you need to get organized.

Download NoteBook right now and try it for yourself, **FREE** for 30 days.
www.circusponies.com/trialmw



**CIRCUS
PONIES**



NoteBook

© 2008 Circus Ponies Software, Inc. All rights reserved. Circus Ponies, NoteBook, the NoteBook logo, and Multidex are trademarks of Circus Ponies Software, Inc. All other trademarks are the property of their respective owners.

**ACADEMIC
SUPERSTORE**

Apple Store

amazon.com

MICRO CENTER



Small Dog
Electronics

TEKSERVE

Amp Up Your

Only MacMall pumps up your Mac like this!



Apple Authorized Reseller

SAVE \$644! 15" MacBook[®] Pro 2.4GHz
\$100 Cash Back! **FREE** Epson Printer!
FREE Parallels Desktop[®]

original price \$1994

\$1449⁹⁹ - \$100 mail-in rebate =

\$1349⁹⁹!

#7691239

*After mail-in rebate.



TOUCHABLE!
 iPod[®] touch 8GB
FREE Engraving!
FREE Case!
FREE Charger!

\$224!
 only
 *After mail-in rebate.



Available in all colors!
8 COLORS!
 iPod[®] nano 8GB
FREE Engraving!
FREE Case!
FREE Charger!
FREE TuneRanger!
\$144!
 #7661981
 *After mail-in rebate.
 #7661990 16GB iPod nano 1194

Source code: MACWORLD

New!
SAVE \$100!
 15" MacBook Pro 2.4GHz
FREE Parallels Desktop[®]
FREE Epson Printer!

*1994 - \$1894! #7654020
 *100 rebate. See below or call for details.

New!
SAVE \$100!
 15" MacBook Pro 2.4GHz
FREE Parallels Desktop[®]
FREE Epson Printer!

*1994 - \$2399! #7694021
 *100 rebate. See below or call for details.

New!
SAVE \$50!
 13" MacBook[®] Core i5
FREE Parallels Desktop[®]
FREE Epson Printer!

*1299 - \$1544! #7664019
 *50 rebate. See below or call for details.

SAVE \$594!
 13" MacBook Air 1.6GHz
FREE Parallels Desktop[®]
FREE Epson Printer!

*1299 - \$1199⁹⁹! #7727205
 *50 rebate. See below or call for details.

Blowout!
SAVE \$994!
 13" MacBook Air 1.6GHz
FREE Parallels Desktop[®]
FREE Epson Printer!

original price \$2594
 *1699 - \$1599⁹⁹! #7691240
 *100 rebate. See below or call for details.

SAVE \$79⁹⁹!
 Parallels Desktop 4.0 for Mac
FREE! #7698276
 Price after \$79.99 mail-in rebate limit
 purchase of Apple computer. Price before
 rebate is \$159.99. Ends 11/18/11.

Microsoft
SAVE \$41!
 Microsoft Office 2008 for Mac
 Home and Student Edition
 #771491 #72391 **\$108⁹⁹!** #7352258
 Price after \$41 instant rebate.
 Price before rebate is \$149.99. Ends 11/18/11.

SAVE \$29⁹⁹!
 TuneRanger
FREE! #7364556
 FREE after \$30 mail-in rebate with
 iPod classic, iPod nano or iPod shuffle purchase.
 Price before rebate is \$59.99. Ends 11/18/11.

VMware Fusion 2.0 for Mac
only \$69⁹⁹! #7728471

SAVE \$30!
 ArtRage Deluxe 2.5
FREE! #7503310
 FREE after \$30 mail-in rebate
 Price before rebate is \$69.99. Ends 11/18/11.

MacMall
 15" MacBook Pro
 Sleeve: Pure Silver
only \$17⁹⁹! #7048241

DELUXE
 15.4" Flythru Laptop Case
only \$44⁹⁹! #7667497

SAVE \$81!
 X223Wbd
 22" Widescreen LCD
was \$249⁹⁹
now \$166⁹⁹! #7454467

My Passport Essential 250GB
 Portable USB 2.0 Hard Drive
only \$98⁹⁹! #7389281

1TB Big Disk Extreme
 Triple Interface Hard Drive
only \$197⁹⁹! #7274662

*WE'LL BEAT ANY PRICE ON ANY APPLE BRAND PRODUCT or competitive promotion on any Apple brand product. We may require proof of dealer's pricing. Competitor must be an Apple Authorized Reseller. Product must be in stock at the competition. Advertised item must be identical to the one offered by MacMall and must be a new item in a factory sealed box. We reserve the right to limit quantity ordered. This offer does not apply to special, bonus or free offers, grand openings, special purchases or special buys, manufacturer's rebates, closeouts, clearances or to dealers' one-of-a-kind or other limited quantity offers. Nor does it apply to advertising errors made by any authorized dealer. Not open to dealers. Void where prohibited. Sorry, offer not valid in conjunction with other rebate offers. On multiple-item orders: "We'll Beat Any Price" applies to the price of the entire order, not individual line items. Offer applies to pre-set prices only. Offer valid only at time of purchase, not after the fact. • UP TO \$250 CASH BACK OFFER-Get up to \$250 Cash Back via MacMall mail-in rebate with purchase of select computer models. Ends 11/18/11. • FREE PRINTER OFFER-Get an Epson Printer (#7254134) FREE after \$80 and \$20 mail-in rebate and \$19.99 MacMall mail-in rebate with Apple CPU purchase. Price before rebates is \$99.99. Ends 1/1/12. • FREE PARALLELS DESKTOP 4.0

Savings!

FREE UPS Shipping!

On most orders over \$99. After mail-in rebate. Call for details.

6 Months Same as Cash!

Offer valid for purchases over \$500. Call for details.

Up to \$250 Cash Back!

On Apple Computers. After mail-in rebate. See below.

FREE Parallels Desktop!*

After mail-in rebate with purchase of an Apple computer. See below.

FREE Epson Printer!

After mail-in rebate with purchase of an Apple computer. See below.

MacMall

Your #1 Apple Superstore!

Call 1-800-321-7532 or visit macmall.com

 <p>SAVE \$1044! 15.4" MacBook Pro 2.5GHz FREE Parallels Desktop! FREE Epson Printer! original price \$2149 now \$1105! #7691238 *offer rebate. See below or call for details.</p>	 <p>SAVE \$1049! 15.4" MacBook Pro 2.6GHz FREE Parallels Desktop! FREE Epson Printer! original price \$2699 now \$1650! #7691237 *offer rebate. See below or call for details.</p>	 <p>SAVE \$799! 17" MacBook Pro 2.5GHz FREE Parallels Desktop! FREE Epson Printer! original price \$2799 now \$1999! #7691235 *offer rebate. See below or call for details.</p>	 <p>SAVE \$749! 17" MacBook Pro 2.6GHz FREE Parallels Desktop! FREE Epson Printer! original price \$2999 now \$2249! #7691234 *offer rebate. See below or call for details.</p>	 <p>SAVE \$395! 13" MacBook 2.4GHz (Black) FREE Parallels Desktop! FREE Epson Printer! original price \$1494 now \$1099! #7404924 *offer rebate. See below or call for details.</p>
 <p>SAVE \$10! USA Commute 13.3" Laptop and Document Shuttle was \$99! #7662810 Price before rebate is \$109. Ends 12/31/07.</p>	 <p>SAVE \$48! Pure-Fi Elite High-Performance Stereo System for iPod was \$149! #7386397 now \$99!</p>	 <p>SAVE \$30! iHome Clock Radio and Audio System for iPod was \$99! #7502941 now \$69!</p>	 <p>SAVE \$19! #7010451</p>	
 <p>SAVE \$26! d2 Quadra 500GB External HD was \$147! #7383572 now \$121!</p>	 <p>SAVE \$29! #7373106</p>	 <p>SAVE \$16! #7278664</p>	 <p>SAVE \$6! Apple Mac OS X v10.5.4 Leopard was \$103! #7531097 Price before rebate is \$109. Ends 1/1/08.</p>	 <p>SAVE \$69! #7353104</p>

OFFER: Get Parallels Desktop 4.0 for Mac (7895276) FREE after \$20 mfr. and \$60 MacMall mail-in rebates with purchase of any new intel-based Apple CPU. Price before rebates is \$80. Ends 1/18/08. • FREE ENGRAVING OFFER: Get select iPod touch, iPod classic, iPod nano and iPod shuffle models engraved for FREE when you purchase them through MacMall. No rebate required. There is a \$9.99 charge for select iPods. Call or visit www.macmall.com/mrppod to place your order. • FREE CHARGER OFFER: After \$69.99 mfr. mail-in rebate with purchase of iPod. Price before rebate is \$9.99. Offer ends 1/18/08. • FREE TIMEWAGON OFFER: After \$30 mfr. mail-in rebate with the purchase of an iPod classic, iPod shuffle or iPod nano. Price before rebate is \$29.99. Offer not valid on the iPod touch. Ends 2/1/08. • FREE IPOD CASE OFFER: Get a FREE iPod case with purchase of any iPod nano after \$19.99 MacMall mail-in rebate. iPod touch after \$19.99 MacMall mail-in rebate or iPod classic after \$17.99 MacMall mail-in rebate. Prices before rebate are \$19.99 for iPod nano or iPod touch case, or \$17.99 for iPod classic case. Offer does not apply to iPod shuffle. Ends 1/18/08. • ALL OFFERS VALID ONLY WHILE SUPPLIES LAST. *For rebate terms and conditions, please visit our Web site and enter the applicable part number. Download rebate coupons at www.macmall.com/rebates.

Backed By Insanely Great Service & FREE lifetime Support

800.275.4576

Learn more about OWC's new 'Green' Headquarters.
 Conservation & Recycling for alignment purposes
<http://www.macsales.com/LEED/>

Special Additional Savings!

Competitive Pricing +
 Additional Cash Back!
 See offers: www.macsales.com/Rebates

Customer Quote CORNER

"OWC has the best service, sales and support that anyone can dream of. On a scale of 1-10 and 10 being the best I rate OWC an 11!!!!"
 - Cindy L., Penfield, New York

External Storage Solutions



Award Winning Solutions from OWC & NewerTech - Quality, Performance, Reliability make OWC & NewerTech storage a world apart.

Visit www.macsales.com/storage for all available options.

Software
 Included
 \$200
 Value

All OWC & NewerTech configured external drive solutions come ready to Plug and Play with all interface connection cables, include full versions of iNtelligent® HD SpeedTools™ and ProSoft Data Backup 3, and are Leopard™ Time Machine™ ready.



Sleek, Fast, and Fully Plug and Play!

High Capacity USB 2.0

High Capacity + Hub

Plug and Play Performance

Hardware RAID-1 Mirror Redundant Play and Play Ready

FW800 FW400+USB 2.0 RAID-1 Mirror

Powered Hub

OWC Mercury Elite-AL Pro™

All Mercury Elite-AL Pro™ models are ideally configured for audio/video, digital photography, professional music, graphics, general data and backup applications.

3 Year Solution Warranty
 Available from 80GB to 1.5TB!

Size	Speed	Data Buffer	FW400 +USB 2.0	FW800/FW400+USB 2.0/eSATA
250GB	7200RPM	8MB	\$99.97	\$129.99
320GB	7200RPM	16MB	\$107.99	\$137.99
500GB	7200RPM	16MB	\$119.99	\$149.99
750GB	7200RPM	32MB	\$159.99	\$189.99
1.0TB	7200RPM	32MB	\$169.99	\$219.99
1.5TB	7200RPM	32MB	\$249.99	\$279.99

OWC Mercury Elite-AL Pro Dual+Hub

High-capacity + convenient powered USB 2.0 hub ports for easy connection of flash drives, iPods, bus-powered hard drives, etc. Time Machine ready + great for audio/video libraries, photos, music, backup, and more!

3 Year Solution Warranty
 Available from 500GB to 3.0TB!

Size	Speed	Data Buffer	USB 2.0+HUB
1.0TB	7200RPM	32MB	\$179.99
2.0TB	7200RPM	64MB	\$299.99
3.0TB	7200RPM	64MB	\$399.99

OWC Mercury Elite-AL Pro RAID

RAID-0 Striped

Solutions ideal for demanding audio/video, editing, data processing, and any application where higher performance provides a benefit.

Mirrored Drive and RAID 0+1 options also available
 3 Year Solution Warranty
 Available from 500GB to 3.0TB!

Size	Speed	Data Buffer	FW800/FW400+USB 2.0
500GB Striped	7200RPM	32MB	\$189.99
1.0TB Striped	7200RPM	32MB	\$229.99
1.5TB Striped	7200RPM	64MB	\$329.99
2.0TB Striped	7200RPM	64MB	\$379.99

NewerTech Guardian MAXIMUS®

Provides "Live Activity" backup/data redundancy of your critical data.

3 Year Solution Warranty
 Available from 250GB+250GB to 1.0TB+1.0TB!

Size	Speed	Data Buffer	FW800/FW400+USB 2.0
320GB+320GB (Mirrored) Drives	7200RPM	32MB	\$229.99
500GB+500GB (Mirrored) Drives	7200RPM	32MB	\$259.99
750GB+750GB (Mirrored) Drives	7200RPM	64MB	\$349.99
1.0TB+1.0TB (Mirrored) Drives	7200RPM	64MB	\$399.99

NewerTech miniStack®

Up to 1.5TB of performance storage + integrated space saving powered FW/USB 2.0 hub!



3 Year Solution Warranty
 Available from 80GB to 1.5TB!

Size	Speed	Data Buffer	FW400+USB 2.0	FW800/FW400+USB 2.0/eSATA
250GB	7200RPM	16MB	\$117.99	\$139.99
320GB	7200RPM	16MB	\$124.99	\$147.99
500GB	7200RPM	16MB	\$134.99	\$157.99
750GB	7200RPM	32MB	\$177.99	\$199.99
1.0TB	7200RPM	32MB	\$199.99	\$227.99
1.5TB	7200RPM	32MB	\$269.99	\$289.99

Easily add high-speed Serial ATA (SATA) storage to just about any Mac with these FireMtek™ cards!

Two port internal SATA PCI card \$63.99 **FireMtek**

Two port external SATA PCI/PCIe adapter \$89.00

Two port external SATA PCIe card \$99.95

Two port external SATA ExpressCard adapter \$114.99

Two port external, 2 port internal SATA PCI-X card \$135.99

Four port external SATA PCI-X card w/port multiplication for up to 20 drives! \$199.00

The perfect home for your high performance SATA drives

Dual-bay hot-swap eSATA enclosure \$199.00

Five-bay hot-swap eSATA port multiplier enclosure \$519.99

OWC Mercury On-The-Go Pro™

Portable Solutions

Fast, Reliable, Bus-Powered Plug and Play



Compact and versatile—powers right away via FireWire or USB 2.0 interface, no external power required!

Available from 40GB to 500GB!

3 Year Solution Warranty

Size	RPM	Speed	Cache	USB 2.0 Only	FW400 +USB 2.0	FW800+400 +USB 2.0
60GB	5400	8MB	564.99	-	\$107.99	
200GB	5400	8MB	\$79.99	\$102.99	\$122.99	
250GB	5400	8MB	\$94.99	\$114.99	\$134.99	
320GB	5400	8MB	\$107.99	\$129.99	\$149.99	
500GB	5400	8MB	\$164.99	\$179.99	\$199.99	
160GB	7200	16MB	\$97.99	\$122.99	\$144.99	
200GB	7200	16MB	\$99.95	\$124.99	\$147.99	

Largest 7200RPM Bus-Powered Solution on the Market!

320GB 7200 16MB \$129.99 \$159.99 \$179.99

Build your own drive!

www.macsales.com/storage
 OGB Add your own hard drive kits available from \$27.95



Certain OWC and NewerTech kits include ProSoft Engineering™ Data Backup 3, NovaStar NovaBACKUP®, and iNtelligent SpeedTools Utilities...\$200 Value!

Apple, NewerTech, NewerTech, iNtelligent, ProSoft, Guardian, MAXIMUS, and Perfect Fit Solution logo are registered trademarks and USB 2.0 Universal Drive Adapter, Voyager, and the NewerTech logo, Inc. logo are trademarks of Newer Technology, Inc. OWC and OWC logo are registered trademarks and Mercury Elite-AL Pro, and Mercury Elite-AL Pro are trademarks of Other World Computing. Other marks may be the trademarks or registered trademarks property of their owners. Prices, specifications, and availability are subject to change without notice.

www.macsales.com
 800.275.4576

ADVERTISERS INDEX

Interact with the companies whose products and services are advertised in **Macworld**.

ADVERTISER	INTERACT	PAGE NO.	ADVERTISER	INTERACT	PAGE NO.
1&1 Internet	1and1.com	23, 25	LaCie	lacie.com	17
3 Cats and a Mac	3caam.com	112	Literature & Latte	literatureandlatte.com	55
4 Over Inc.	4over.com	117			
Academic Superstore	mw.academicsuperstore.com	122	Mac of All Trades	macofalltrades.com	123
Acme Made	acmemade.com	114	Macally	macally.com	113
AEC Software	fasttrackschedule.com/mac	10	Macessity	macessity.com	59
Ambrosia Software	ambrosiasw.com/mw	51, 101	MacHighway	machighway.com	122
Anthro	anthro.com	12	MacMall	macmall.com	C4, 2, 104-105
APC	apc.com	97	MacSpeech.com	macspeech.com	112
Apple Computer	apple.com	C2-1	MacTank	mailtank.com	112
Axiotron	axiotron.com/modservice	65	Mariner Software	marinersoftware.com	109
			Marware	marware.com	109, 115
BeLight Software	belightsoft.com	43	mAudio	maudio.com	91
Biomorph	biomorph.com	114	MegaMacs	megamacs.com	120
BookEndz	bookendzdocks.com	116	Micromat	micromat.com	39
Booq LLC.	booq.com	24	MicroReplay	microreplay.com	123
Brother	brother.com	5	Mindwrap	mindwrap.com	109
Buffalo Technology	buffalotech.com	8	Mobius Technology	xtand.net	62
			mStation	mophie.com	87
Circus Ponies Software, Inc.	circusponies.com	103			
Cognito Software, Ltd.	moneyworks.ca	55	Neat Company	neatreceipts.com/mac	29
Creative Juices	bigposters.com	119	Netfirms	netfirms.com	95
Creativity, Inc.	logo2020.com	116			
Crucial Technology	crucial.com/macworld	48	Omni Group	omnigroup.com	21
			Other World Computing	macsales.com	C3, 106-107
Dasblau	dasblau.com	60			
Dr. Bott	drbott.com	44-45	Parliant	phonevalet.com	22
DriveSavers Data Recovery Inc.	drivesavers.com	119	PowerMax	powermax.com	123
			PowerON	shop.poweron.com	120
EazyDraw	eazydraw.com	111	Procreate	podiumrevolution.com	61
Elgato	elgato.com	81	Prosoft Engineering	joesoft.com	6-7
ESS Data Recovery	datarecovery.com	118			
Etymotic Research	etymotic.com	56	Rain Design	raindesigninc.com	113
			Ramjet	ramjet.com	120
FatCow Hosting	fatcow.com/website	121	RichardSolo	richardsolo.com	13
Freeverse	freeverse.com	75	Rosetta Stone	rosettastone.com	89
Fujitsu	us.fujitsu.com	15			
G-Technology	g-technology.com/macworld	27	SeafoodByNet.com	seafoodbynet.com	112
Gefen	gefen.com	115	Sedna	sedna-presenter.com	110
Global Print Runner	prinrunner.com	118	Sharpdots	sharpdots.com	116
Granite Digital	granitedigital.com	115	Sympatico	macpadd.com	114
IGG Software	ibank3.com	57	TechRestore	techrestore.com	121
iHome	ihomeaudio.com	11	The Teaching Company	teach12.com/7macw	93
iLugger	ilugger.com	42	Toon Boom	toonboom.com	111
Ink Farm	inkfarm.com	119			
Intego	intego.com	83	Vermont Teddy Bear	pajamagram.com	114
Insight Cruises	insightcruises.com	112			
iPodzens	ipodzens.com	118	Wacom	bamboofunpentablet.com	85
I.R.I.S	irislink.com/macworld	64	Wi-Ex	wi-ex.com	81
iSkin	iskin.com	77	Wilson Electronics	wilsonelectronics.com	81
			Wolverine	wolverinedata.com/f2d	123
Journey Educational	journeyed.com	123			
JVL Corp.	jvl.mobi	63	X-Gear	xgearlive.com	112
Keynote Theme Park	keynotethemepark.com	109	ZAGG	zagg.com	114
Kodak	kodak.com/zi6	41	Zco	zco.com	55
			Zoo Printing	zooprintingtrade.com	119

**A tree is a terrible
thing to waste.**



Blinky is sad.



We have over 20 years of experience helping people just like you convert paper problems into digital assets. Scan those tree-wasting piles into PDFs on your Mac at speeds up to 180 images a minute. We support Mac and PC clients and run with most Unix, Linux, and Windows servers running major database software.

Give us a call today. We'll help you get in tune with your productive side.



Make Blinky proud!



Document Management and Workflow Systems

www.mindwrap.com

(540) 675-3015



We are all project managers.

Whether you are planning a new edition on your house or developing an entire neighborhood, Project X has the tools to make your year a success. Project X takes a redefined approach to traditional project management by focusing on collaboration, communication, and management, making project management easier for the rest of us.

Visit us at our MacWorld 2009 Expo booth #2132 and find out what Project X can do for you.



Download your FREE trial version of our award winning software at: www.projectxc.com/trial
Version 1.5 now available!

Project management for the rest of us.



MARWARE

www.marware.com
954.927.6031



Keynote Theme Park
Themes and Elements for Keynote

WOW

Keynote themes that harness the power of Apple Keynote like no other.

KeynoteThemePark.com



Apple

amazon.com



MICRO CENTER

Why I use

StoryMill...

Ridley Pearson

Author.

New York Times #1 Best Seller.

StoryMill User.

See Us
at the 2009
Macworld
Booth #3429



"StoryMill offers me something I've never found before in standard word processing software: instant connection to all the moving parts of the intricacies of novel writing. StoryMill puts it all into one complete package. It's a terrific resource for any writer."



Part word processor, part database and introducing an industry-first feature that interactively displays a story across time, StoryMill empowers authors with the tools to write a best seller.

Available at: www.marinersoftware.com
or these fine retailers:

MARINER
SOFTWARE

Apple Stores

Fry's ELECTRONICS

MICRO CENTER

amazon.com
and you're done!

Writers Store

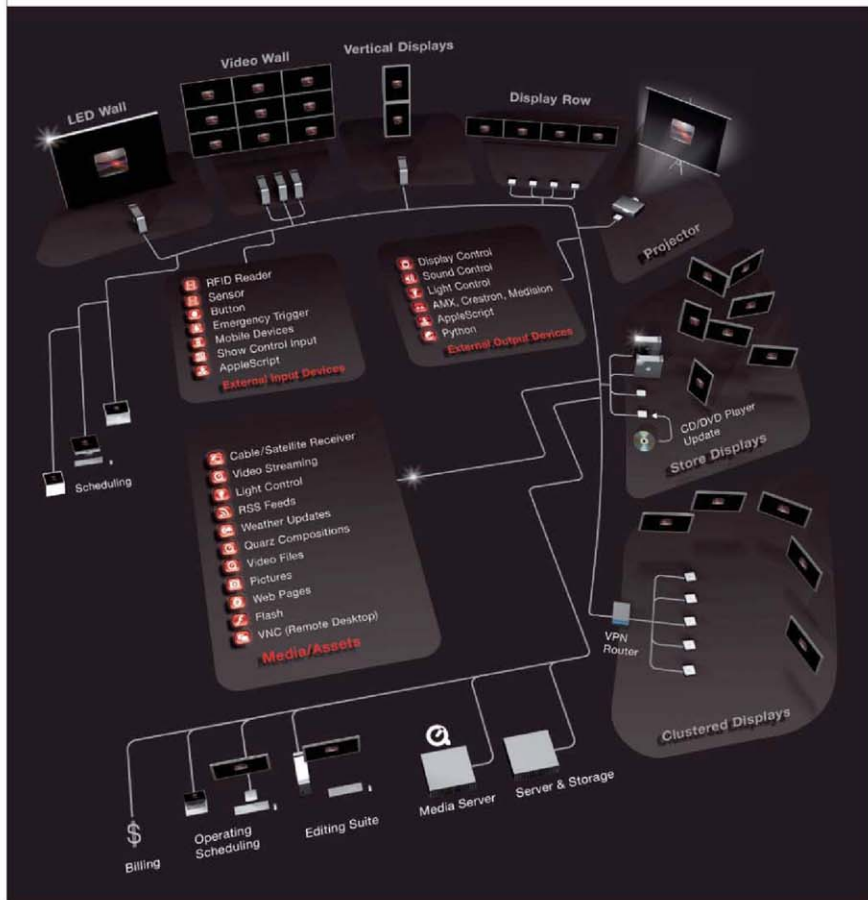




-sedna presenter®

Digital Signage for Mac

Welcome to the first complete Digital Signage Solution for Mac OS X. From single store and lobby displays to perfectly synchronized Video Walls -sedna presenter® allows to manage, schedule and deliver digital content to any display anywhere in the world. Powerful, reliable, easy to use. For more information visit us at Macworld Expo in San Francisco at booth #4116 or go to www.sedna-presenter.com



Exclusive distribution for North America: www.activateinspace.com

activate | the | space
professional visual systems



TOONBOOM STUDIO
ALL-IN-ONE ANIMATION SOFTWARE

Create your own cartoons

- Draw, scan or import artwork into system
- Paint artwork using advanced tools
- Lip-sync mouth movements to voice tracks
- Animate using motion paths
- Access libraries to use and reuse content
- Create camera moves in 3D
- Apply Blur and Drop Shadow effects
- Publish to Web, Mobile devices, HD, TV
- View animation in real time

toonboom.com



Images courtesy of: Justin Morison, Bakshi Productions, Stephen Sloan.

!New! Version 3.0 Available Jan. 6, 2009 !New!

New: Look
New: Features
New: Documentation
Same: Ease of Use
Same: Rock Solid
Same: Fun



Illustrations
Web Graphics
Technical Drawings
Charts & Diagrams
Logo Design
Text Layout

Get a demo online or
MacWorld booths 301-303

eazydraw
have fun drawing on OS X

www.eazydraw.com or call 608.444.5245



Xpect the unXpected.



Nitrous Oxide

Available on
XGEARLIVE.COM
VISIT OUR BOOTH AT MACWORLD EXPO
BOOTH #2620

It's time to speak up.

Introducing MacSpeech Dictate 1.2
with Spelling and Phrase Training.

Speech recognition so good, about the only
thing it can't do is speak for you.



www.macspeech.com



Is your business drowning in e-mail?



**Answer
customers
faster!**

MailTank is your solution. Try it free.

Learn more at <http://mailtank.com> or call 877-622-8265

SeafoodByNet.com

Fresh from the sea to your doorstep!



Join our FREE
Fresh Club Newsletter
for daily fresh deals!
Visit
www.SeafoodByNet.com
or call 815-337-4028

Your store for restaurant quality seafood and Prime meats.

Create world-class logos in minutes



4 Affordable
Software Products
for

Logo Designers

- Logo SuperPower 7.0
- QuikLogo
- Ultimate ID Manual 3.0
- NameMax 4.0

Increase your creative output. Take
your design skills to a new level. This
will change the way you design logos.

The Logo2020 software suite
was created by David E. Carter,
one of the best-known names
in the world of logo design.

www.Logo2020.com

Brilliant recipe management



A Cook's Books
RECIPE MANAGEMENT

Try the demo:
www.3caam.com

www.InSightCruises.com/Mac9
July 11-17, 2009

Mac Mania 9





iGo \$333



i360 \$39.90

New!



mStand \$49.90



cnet
Editors' rating
Very good

iWoofers \$119



iLap from \$49.90

www.raindesigninc.com 1 800 797 7321


Traveler Accessories

macally

PowerLink

Emergency Power + Data Sync + Flash Drive =



Patent pending

DotHub

Portable 4-Port Hi-Speed USB2.0 Hub for Mac & PC



BookShell

Leather Protective Cover for New 13-inch aluminum MacBook®




COME TO SEE US AT
MacWorld SF, Booth #620
Call us for dealers near you
1.800.644.1132 or visit us
at: www.macally.com

MacPadd

- Solid
- Elegant
- Engineered
- Superior mousing
- Anodized Aluminum
- Compliments the Macs
- 9" x 6" x 1/8"

The Perfect Mac User Gift



(mouse not included)

www.macpadd.com
Purchase Online

"We've Built a Better Mouse Padd"

ergonomic computer furniture that fits!

biomorph

order at biomorph.com catalog 888 302 DESK

SPOIL HER this Christmas!

Send her a
PajamaGram

Choose from hundreds of great styles. Each PajamaGram comes with a lavender sachet, gift card, and Do Not Disturb sign, delivered in a beautiful hat box. **ALL FREE!**

It's a gift you'll both love!

1.800.GIVE.PJS
PajamaGram.com

Shown: Ruby Velour Lounge Set



invisible SHIELD
by ZAGG

Keeping Apple
NAKED and **SEXY**
Since 2005



Thanks to all who stopped by
our booth at MacWorld
see you next year

www.ZAGG.com
©2005 ZAGG Inc.

ACME MADE®
DESIGNED
PROTECTION™



www.acmemade.com

GRANITE DIGITAL

We Are The Rock Solid Storage Experts!

SATA

USB

FIREWIRE

SCSI

SATA HOT-SWAP

**eSATA LCD Hot-Swap
Single Bay Enclosure #4820**



**Additional SATA LCD
Hot-Swap Trays #8720**



For more information please visit us at:

www.Granitedigital.com

Toll Free: (888) 819-2190

GameGrip for iPhone™ 3G and iPod® touch 2G



Comfortable
Gaming



Unique Cord
Management

More than just some silicone sleeves and a holder—this is gaming with attitude!

- Provides radically comfortable gaming
- Includes 2 stand-alone silicone skins that fit iPhone 3G or iPod touch 2G and replaceable silicone grip covers
- Unique cord management system; can be used with headphones/ear buds and can be charged while playing
- Detachable Battery Pack option (sold separately—visit www.marware.com for details)
- Patent Pending

Get a Grip. Visit us at booth 2132 at MacWorld '09 and let the games begin.



MARWARE

www.marware.com
954.927.6031

Transforms Composite or S-Video
into crisp, scaled HDMI video



GefenTV

Ideal for iPod Video
and scaling to 1080p

- Outputs HDMI to 1080p full HD
- S-Video and Composite video with audio at 480i or 576i resolution
- Supports computer resolution to 1920x1200 with an HDMI to DVI adapter
- Supports 2 channel PCM L/R audio



www.gefen.com

BookEndz® Docking Stations for Apple Computers

DOCKING STATIONS FOR APPLE COMPUTERS

Convert your MacBook Pro®, MacBook®, or PowerBook® into a desktop in seconds without misplacing cables or damaging connectors.

- Aluminum Plate helps in cooling of notebook
- Connectors are routed to rear of Dock
- MagSafe® Housing prevents accidental disconnect



Visit our website for latest product announcement www.BookEndzDocks.com

BookEndz®

Manufactured by Herman Seidels
1200 Crispin Drive • Elgin, Illinois 60120 • USA
Phone: 847-742-3188 • Fax: 847-742-5688 • Toll Free: 888-022-1185
E-mail: Sales@BookEndzDocks.com

sharpdots.com

Your Online Resource For All Your Printing Needs
MACWORLD SUBSCRIBER
PROMOTION

RAPIDOT
BUSINESS CARDS

1,000 4/4

\$20



14pt gloss card stock
UV coating one-side
Additional products
available online.

Expires February 28th, 2009
Online orders only.

Enter coupon code: 0209BC for discount



Save time and money!
Bypass digital proof process
2-3 business day turnaround

Go to www.sharpdots.com or call 877.742.7789

See website for complete details. All products printed from press ready digital artwork. Prices subject to change without notice.

ON SALE NOW!



Mac Security Superguide




Macworld Superguides

Staying true to our goal to offer you the most comprehensive coverage of the most innovative and exciting new products, we introduce the Macworld Superguide series. These books are produced by the Macworld staff and are packed with practical how-to's, in-depth features, tips and tricks, and more.

Digital Music & Video Superguide



Mobile Mac Superguide



MAC BASICS SUPERGUIDE



**ORDER
NOW**

www.macworld.com/superguide

Macworld Superguides are available in 3 convenient formats: 1) Downloadable PDFs: Get immediate access. 2) Printed Book: Order a full-color printed book on high-quality paper. 3) PDF on CD-ROM: Don't want to download the PDF, get it on CD-ROM.



SUPER TRADE PRINTER



Dallas 50,000 Sq. Ft. Facility



Miami 42,000 Sq. Ft. Facility



Newark 47,000 Sq. Ft. Facility

LOCATION
LOCATION
LOCATION

SUPER
TRADE PRINTER
EXPANDS
again!

NEW LOCATIONS
Q4 2008

STATE-OF-
THE-ART
FULL
SERVICE
PRODUCTION
FACILITIES

P: 877-782-2737 F: 877-972-9117

PrintRunner
www.PrintRunner.com



**SUPERIOR
QUALITY**



**OUTSTANDING
CUSTOMER SERVICE**

Full-Color Offset Printing at Amazing Prices

Business Cards
starting at:

\$9.95

Brochures
starting at:

\$219.95

Postcards
starting at:

\$39.95

Letterhead
starting at:

\$125.00

**NEXT Business Day
Turnaround Available**
on many products

Call Now! 1-888-PRINT-89
www.PrintRunner.com

Our other specialties...

Brochures • Postcards • Flyers
Catalogs • Bookmarks
Calendars • Stickers
Posters & more...

15% OFF Your First Order

Use this code at checkout:

MACWORLD

One coupon per order. Expires 2/28/09

9673 Topanga Canyon Place Chatsworth, CA 91311

iPodZens! 1-888-936-7278 (1-888-ZEN-PART)
The Masters of low prices and high quality
"Fix it, Don't Toss it!" www.iPodzens.com

iPodZens.com
Repair cost is dramatically
less expensive than a brand new
replacement from a retailer
Free Diagnosis for your iPod
Certified Technicians
Free Inbound Shipping with 24 hr turnaround!

Why Choose iPodZens?

iPodZens.com refurbishes its iPods and iPhones using BRAND NEW front and back cases and click-wheels so you won't be able to tell the difference between NEW and our refurbished products!

We deal directly with the OEM parts manufacturers to get you the lowest prices.

Our Professional staff of Repair Technicians perform service on your iPod and iPhone within 24 hours of receipt of your device!

We carry more parts stock than our competitors!

iPodZens Refurbished Models

- * We Offer HUGE Savings on Most iPod Models.
- * We have Minis, Nanos, Videos, Classics Touches!
- * Buy Now & Save up to 40% off of Retail!
- * 90 Day Warranty Standard (Extended Warranties)
- * All iPods come with NEW USB Sync Cables and Earphones.

and more...

Sell your iPhones / iPods here!

WE SHIP

FAST. RELIABLE. SECURE.

**Data recovery from
all hard drives, all platforms...**

- DOD-Level Security
- Superior, 24/7 Service
- Confidentiality Guaranteed
- Affordable, Up-front Pricing (no hidden charges)
- High Recovery Success
- Class-100 Clean Room Lab Standards
- Patent-Pending Recovery Technology
- Complete Computer Forensic Services



ESS DATA RECOVERY LABS

www.datarecovery.com

800.237.4200

110 N. Research Drive, Edwardsville, Illinois | 1241 Quarry Lane, Pleasanton, California
6043 Hudson Road, Woodbury, Minnesota

FASTEST TURNAROUND • GREAT PRODUCT OPTIONS • PERSONAL SERVICE • PHOTO-QUALITY PRINTING

LARGE PRINT JOB CAPACITY

If you have several million in print volume, we have the capacity to get your work done! With four 40" Komori presses; two 6 color, and two 8 color, and in-house bindery equipment, we can handle **ANYTHING** you require. Focus on **GROWING** your business and let us take care of the printing.



FREE BRANDED WEBSITE

Zoo Printing is accepting applications for state-of-the-art branded websites for our trade customers. These websites function **JUST LIKE** our website. Your website will order, charge, and ship all **BLIND** for you to maintain your relationships with your clients. Act now, this enrollment offer won't last!



ZOO OFFSET VS. DIGITAL

Traditionally, digital printing offered quick turnaround, small quantities, but inferior quality at high prices. Now with the new technology at Zoo Printing, **WHY** go digital when you can order **OUR** offset printing with the cheaper prices, faster turnaround, and superior "photo-quality". We now offer **SHORT RUN** options for most of our products!



ZOO PRINTING IS GOING GREEN!

At Zoo Printing we don't just support our vendors efforts to go green. We actively seek out and implement ways to be as eco-friendly as possible.

NEW EAST COAST LOCATION
COMING 2009!

ZOO West Coast

ZOO East Coast

ZOO
PRINTING

www.zooprinting.com
310.253.7751

2-3 DAY
BUSINESS
TURNAROUND

PAPER OPTIONS

100# Gloss Book + AQ

100# Gloss Book + UV

100# Gloss Cover + AQ

14pt Gloss Cover + AQ

14pt Gloss Cover + UV

16pt Gloss Cover + UV

100# Uncoated Cover

70# Uncoated Text

60# Gloss Label Stock

1000, 8.5 X 11
Brochure \$180

100lb Gloss Text 4/4

Full color on both sides with aqueous coating

1000, 2 x 3.5
Business Cards \$15

14pt C25 4/0

Full color on one side with UV coating

1000, 4.25 x 6
Postcards \$55

14pt or 16pt C25 4/4

Full color on both sides with AQ or UV coating

BIG COLOR POSTERS | BANNERS | CANVAS | MOUNTING | LAMINATION

BIGPOSTERS.com
at **HUGE DISCOUNTS**

2' x 3'
Color
Poster
\$25

18" x 24"
Archival
Canvas
\$24

SPECIAL OFFER
RETRACTABLE BANNER STAND
13" x 78" Banner Stand
Includes Graphic
& Nylon Case
\$125
Use Promotion code: **MACWORLD**

Sizes up to 60"x100ft | High Resolution | Color Accurate
Various media: Paper, Canvas, Vinyl, Fabric, Backlit & more

888-880-HUGE

Creative Juice Printing & Graphics, 16000 S. 16th Ave., Suite 100, Fort Lauderdale, FL 33311 | Tel: 313.249.2201 | www.bigposters.com

No Minimums | No Volicemail - We Answer our Phones 9am-5pm | Fast Turnaround



Back up today or call us tomorrow

The grim reality is that sooner or later all digital media—from hard drive to flash memory—will fail. When it happens there are only two things you can do:

1. Restore your data from your back-up system
2. Call DriveSavers **800.440.1904** (24/7)

At DriveSavers, "We can save it!" is not only our slogan, it's our solemn pledge. And we have the track record to prove it.

We've invested over 20 years and millions of dollars developing proprietary techniques and an advanced facility to save the most valuable data in the world—Yours!

You can find other alternatives, but you won't find a better one. Take our virtual tour and see for yourself: **drivesavers.com**



©2008 DriveSavers Data Recovery. We can save it and the big dog logo are registered trademarks of DriveSavers, Inc.

Visit DriveSavers at MacWorld SF, Booth 638



We Get Your Gear

BACK IN TIME

Repaired & Upgraded For The Future



1-888-64-RESTORE

(1-888-647-3786)

8am - 5pm PT M-F

techrestore.com



Mac Laptop Restore



iPod & iPhone Restore



Mac mini & Apple TV Restore



GameRestore

Free Repair Diagnosis & Free Shipping On All Repairs!

24-Hour Turnaround!

Overnight LCD Repairs From \$299

Overnight 8x Dual Layer Superdrive Upgrades \$229

Overnight Hard Drive Upgrades, Up To 500GB From \$189

iPod Screen Repairs From \$59

Macworld
Conference & Expo™

Hard Drive Upgrades Up To 250GB From \$99

X-Box 360 PSP PS3 Wii DS

Come visit us at Macworld Expo SF in January
see the **Back To The Future DeLorean**
sign up to win **FREE T-shirts**
and a **FREE MacBook**
at booth# 2644

All prices and offers are subject to change. Please see our website, techrestore.com, for the most current information.



This year, beef up your Web Site.

FatCow – the udderly unique Web host.

The FatCow Web Hosting Plan

- Unlimited Disk Space for Your Files
- Unlimited Data Transfer
- Unlimited E-Mail Accounts
- Easy-to-Use Site Building Tools
- Free Blogging & Forum Tools
- ShopSite Online Store
- Customizable Control Panel
- Free Ad Credits on Google and Yahoo

Only
\$88
a year

Our Service Pledge to You – The HeiferCratic Oath

FatCow takes professional and friendly support to an udderly new level: we pledge to honor our loyal customers by meeting the highest customer service standards. No bull!

The HeiferCratic Oath is just one more thing that separates us from the rest.

24x7 Customer Support
30-Day Money-Back Guarantee

1.866.544.9343

Visit us today. www.fatcow.com/website

DON'T MISS OUT!

Ring in the new year with great savings on top brands

Shop online
from over 20,000
products.

Check out
our incredible
academic pricing
just for students,
teachers and
schools.

Adobe Design Premium
Save **67%**



New Release!

#MA933299

Intuos3 6"x8"
\$**289**⁰⁰



You Save \$40!

#MA719771

QuarkXPress 8
\$**199**⁹⁵



You Save \$599

#MA914831

Inspiration 8
\$**59**⁹⁵



You Save \$10

#MA746739

Prices are subject to change.

Use **Promo Code 378662** and get **\$5 off** your purchase of \$50 or more! Offer ends 3/21/09

Save up to 85% now! **1-800-218-7455**
www.AcademicSuperstore.com/mwfe

ACADEMICTM
SUPERSTORE

The #1 academic reseller for Adobe, Wacom, Total Training, Sony Creative Software, Native Instruments, M-Audio, Sibelius, LeapFrog, and many more!

.Mac is dead! Long live Web Hosting for Mac Users!



MacHighway[®]

Real Web Hosting for Mac Users, by Mac Users, Since 1997

Compatible, Reliable, Complete.

100% Powered
by Wind Energy. We
work with Windows
and Linux users too!

New Hosting packages with full-featured control panel, blogs,
ecommerce features, galleries, and much more available right now.
Host your site for as little as \$29.95/year. See for yourself.

www.MacHighway.com | 1-800-604-9960

MacHighway is a registered trademark of Category 99, Inc. All Rights Reserved.
Mac and Mac are registered trademarks of Apple Inc. MacHighway is not affiliated with Apple Inc.

Students Save. Others Don't.[™]

Introducing Adobe® Student Edition.



SRP \$1200
\$299⁹⁸



SRP \$1799
\$399⁹⁸



SRP \$1699
\$349⁹⁸



SRP \$999
\$199⁹⁸

Full versions! These are NOT upgrades!

This offer available to higher education students only (college level). Proof of address required to use software. Not resalable. Pricing subject to change.

www.JourneyEd.com/MW

1.800.874.9001

.com



Mac of All Trades

Your Solution for Buying and Selling Used Macs



www.macofalltrades.com

SCREEN REPAIR LOGIC BOARD REPAIR

- Laptop Repair
- We BUY/SELL/TRADE-UP fully **REFURBISHED** APPLE and major brand PCs
- We buy **DEFECTIVE** Apple computers
- We repair liquid spills

MicroReplay

(800) 960-1140

www.MicroReplay.com

THINK GREEN. SAVE GREEN.

Trading in your old Mac with PowerMax is not only good for the environment, but will save you money. We'll give you in-store credit for your computer – use it toward a new, used or refurbished Mac, or any of the 10,000 products we sell. Call one of our Mac experts today: **888-769-7629**.



6077A SW Lakeview Blvd. • Lake Oswego, OR 97035
888-769-7629 • Fax: 503-624-1635 • Local: 603-624-1827

Note: Due to Apple legal regulations, first-time customers of PowerMax cannot order Apple products online. But, just give us a call and we'll be happy to answer all your questions. *Must be requested at time of purchase. While supplies last.



Why I Don't Need a New Mac

Upgrade every two years? Not anymore.

Most people and businesses replace their old computers with new ones every couple of years. Until recently, I did, too.

I currently have two Macs: a Mac Pro (bought in September 2006) and a MacBook Air (purchased in early 2008). In the past, I would have replaced that Mac Pro right about now, just to keep up, to make sure I had the fastest possible computer with the latest technologies. But right now, that Mac Pro still feels fast enough to me, and I don't really need to replace it.

Fast Enough

For a long time, processors were always playing catch-up with software. New applications—even relatively understanding programs like word processors—would start to feel sluggish on hardware that was more than a couple of years old.

Thanks in part to Apple's use of Intel processors, that hasn't happened with my current Macs. With four cores in the Mac Pro and two in the MacBook Air, it is rare that I use all the processor power I have. The only time I see all four cores used on the Mac Pro is when I convert music files: I download live concerts in FLAC format, and convert them to AAC using X Lossless Decoder (macworld.com/3840), which judiciously uses all available CPUs. But that's the only program I use that peaks my four cores; even iTunes, when ripping CDs, rarely uses more than one core at a time.

Developers have not kept up with (or have not needed to keep up with) today's processors. If only one program I use takes advantage of all my Mac's cores, then my computing power has been overkill for more than two years. (It's possible that high-end audio- and video-editing apps use processors more efficiently, but I don't use them.)

When will developers be able to take fuller advantage of the power that's under the hood of most Macs? Perhaps

in a few months, when Apple releases Snow Leopard. The next version of OS X uses a technology dubbed Grand Central, which promises to make it easier for developers to optimize applications for multicore processors.

But if neither the operating system nor the software you use exploits multiple cores efficiently, what's the advantage of having them? Perhaps it's a marketing ploy, but I don't think so: just a few years ago, computer ads always prominently touted processor speeds. Not anymore.

My Only Reason to Upgrade

With four hard disks, my Mac Pro also has more than enough storage. I don't need to change any networking interfaces to catch up to a faster type of Ethernet, and my video card is zippy enough for my needs. What could I add by upgrading? Perhaps a Blu-ray Disc drive, but it would be simple enough to add one to my existing Mac Pro; it has

One reason I might buy a new Mac: my three-year AppleCare contract will run out soon.



two optical drive bays. And anything else I need plugs in via USB or FireWire. So I really don't feel like I need a new Mac.

And I don't have much desire to buy one, either. As a tech fan, I like getting new computers. I used to look forward to that two-year mark when I could get the latest technology. But Apple's current product line has nothing that new and exciting to tempt me. Sure, the laptops are nice, and the Mac Pro has been upgraded a bit since I bought mine. But there's nothing radical enough to incite geek lust.

There is, however, one reason I might still want to buy a new Mac: my three-year AppleCare contract will run out soon. I live in a village in the French Alps, hours from any Apple repair center. Since I rely on my Mac for my livelihood, I can't be without a working computer. That means I need a service contract. This Mac Pro has needed repairs: it needed a new motherboard after about a year (when the front USB plugs stopped working) and a new power supply more recently (when the old one started emitting toxic fumes). For this reason alone, I need to buy a new computer at least every three years.

With that in mind, I'm looking forward to seeing what Apple offers in 2009. My hope is for a midsize tower. (Another full-size tower would be overkill, but I probably wouldn't buy an iMac.)

I guess I should be grateful—so thanks, Apple. You've given me a reliable, powerful computer that has already lasted longer than I expected, and should easily see me through another year. With the economy looking glum, I don't mind putting off the purchase of a new computer one more year. That works out better for me. I hope it works out OK for you. ☑

Senior Contributor **Kirk McElhearn** writes about more than just Macs at his blog, [Kirkville](http://Kirkville.com) (www.mcelhearn.com).

Amp Up Your Savings!

Only MacMall pumps up your new Mac like this!



FREE UPS Shipping!
On most orders over \$99. After mail-in rebate.
6 Months Same as Cash!
Offer valid for purchases over \$500.
Up to \$250 Cash Back!
On Apple computers. After mail-in rebate.
FREE Parallels Desktop!
After mail-in rebate with purchase of an Apple computer.
FREE Epson Printer!

After mail-in rebate with purchase of an Apple computer. Call for details on all offers.

SAVE \$644!

15" MacBook® Pro 2.4GHz

FREE Parallels Desktop! FREE Epson Printer!

original price \$1994

\$1449⁹⁹ - \$100 mail-in rebate =

\$1349⁹⁹!

#7691239

*After mail-in rebate. Call for details.



SAVE \$594!

13" MacBook® Air 1.6GHz
80GB Hard Drive

FREE Parallels Desktop!

FREE Epson Printer!

original price \$1794

\$1199⁹⁹!

#7373085 *After mail-in rebate.



SAVE \$100!

15" MacBook Pro 2.4GHz
9600M SuperDrive

FREE Parallels Desktop!

FREE Epson Printer!

original price \$1994

\$1894⁹⁹!

#7684020 *After mail-in rebate.



SAVE \$50!

13" MacBook® 2GHz
SuperDrive™

FREE Parallels Desktop!

FREE Epson Printer!

original price \$1294

\$1244⁹⁹!

#7684018 *After mail-in rebate.



SAVE \$41!

Microsoft Office 2008
for the Mac Student
and Teacher Edition

list price \$149

\$108⁹⁹!

#7332258 *After \$15 instant rebate.

HURRY! Offer ends 1/10/09.



MASSIVE STORAGE!

1TB LaCie Big Disk
Extreme+ USB 2.0,
FireWire 800 and
FireWire 400 Hard Drive

original price \$299

\$197⁹⁹!

#7274662

Apple Authorized Reseller

See our two-page ad inside this magazine.

Source code: MACWORLD

MacMall

Your #1 Apple Superstore!

Call 1-800-321-7532 or visit macmall.com